

# **SOUTHERN POWER DISTRIBUTION COMPANY OF TELANGANA LIMITED**

(Distribution & Retail Supply Licensee)



Filing of Revised ARR & Revised Proposed Wheeling Tariffs  
for  
Distribution Business  
for  
FY 2026-27

29<sup>th</sup> November 2025



**SOUTHERN POWER DISTRIBUTION COMPANY OF TELANGANA LIMITED**

From  
Chief Engineer (IPC & RAC),  
TGSPDCL, Corporate Office,  
6-1-50, Mint Compound,  
Hyderabad – 500 063.

To  
The Commission Secretary,  
TGERC, Vidyuth Niyantran Bhavan,  
GTS Colony, Kalyan Nagar,  
Hyderabad – 500 045.

**Lr.No.CE(IPC&RAC)/SE(IPC&RAC)/AO(RAC)/F.No.ARR 26-27/D.No.2943/25,Dt:29-11-2025**

Sir,

Sub:-TGSPDCL – RAC – Filing of petition for Revised Aggregate Revenue Requirement and Revised Wheeling Tariff Proposals for FY 2026-27 – Submitted – Reg.

Ref:-MYT Regulation No.2 of 2023.

\*\*\*\*\*

In compliance to the Multi Year Tariff Regulation No.2 of 2023, the Revised Aggregate Revenue Requirement and Revised Wheeling Tariff Proposals for Distribution Business of TGSPDCL is herewith submitted before the Hon'ble Commission to accord approval for FY 2026-27.

Encl: 1. Petition in 6 sets

*Recd in a sealed  
Cover  
2  
29/11/2025*



Yours faithfully,

*[Signature]*  
Chief Engineer (IPC & RAC)  
Name: B.Ravi  
Mobile No.8712468168,  
Email Id: ractsspdcl@gmail.com

**STOCK FILE**

## TABLE OF CONTENTS

Sl.No.	Description	Page No.
1.	Index	1
2.	Petition for revised Annual Revenue Requirement of Distribution Business for FY 2026 – 27 and revised Wheeling Tariff Proposals for FY 2026-27	2-6
3.	Affidavit for revised Annual Revenue Requirement of Distribution Business for FY 2026 – 27 and revised Wheeling Tariff Proposals for FY 2026-27	7-8
4.	Write Up for revised Annual Revenue Requirement of Distribution Business for FY 2026 – 27 and revised Wheeling Tariff Proposals for FY 2026-27	9-31
5.	Authorization Letter of the Signatory	32
6.	Annexures: i. Administrative Approval copies for proposed Capital Investment Plan for FY 2026-27 ii. Formats for Revised Distribution Business ARR and Revised Wheeling Tariff Proposals for FY 2026-27.	33-48 49-72

**BEFORE THE HONOURABLE TELANGANA ELECTRICITY REGULATORY  
COMMISSION**

At Its Office, Vidyut Niyamtran Bhavan, G.T.S.Colony, Kalyan Nagar,

Hyderabad –500 045

FILING NO. \_\_\_\_\_/2025

CASE NO. \_\_\_\_\_/2025

In the matter of:

**Filing of the ARR & Tariff applications for the Distribution Business for FY2026-27 in accordance with the Telangana State Electricity Regulatory Commission (Multi Year Tariff) Regulation (Regulation No. 2 of 2023) by the Southern Power Distribution Company of Telangana Limited ('TGSPDCL' or 'the Company' or 'the Licensee') as the Distribution Licensee.**

In the matter of:

**SOUTHERN POWER DISTRIBUTION COMPANY OF TELANGANA LIMITED**

... Applicant

The Applicant respectfully submits as under:-

**Introduction of MYT framework for determination of Tariff**

1. The earlier Commission notified the Andhra Pradesh Electricity Regulatory Commission (Terms and Conditions for Determination of Tariff for Wheeling and Retail Sale of Electricity) Regulation, 2005 (Regulation No.4 of 2005) on 14.11.2005. This regulation introduced Multi-Year-Tariff framework and specified the principles and procedures of filings. Hon'ble TGERC revised the above regulations and published the Telangana State Electricity Regulatory Commission (Multi Year Tariff) Regulation (Regulation No. 2 of 2023) (which supersedes the above mentioned APERC 2005 Regulation). Accordingly, the Licensee has to make the filing for their Aggregate Revenue Requirement (ARR) for Distribution Business for the ensuing year with the Commission for determination of Wheeling Charges for FY 2026-27.



2. Hon'ble TGERC has published the Telangana State Electricity Regulatory Commission (Multi Year Tariff) Regulation (Regulation No. 2 of 2023) on 30.12.2023, where the timelines for submission of the Distribution Business ARR for each year of the control period i.e., for FY 2026-27 is 30.11.2025.

#### **Past ARR & FPT Filings by Licensee for Distribution Business**

3. The Southern Power Distribution Company of Telangana Limited (TGSPDCL) have submitted the filings for Distribution Business for 5<sup>th</sup> control period i.e., from FY 2024-25 to FY 2028-29 along with condonation of delay petition by TGSPDCL on 12.07.2024. Further corrigendum to the petition was filed by TGSPDCL on 27.09.2024.
4. After comprehensive public consultation process on the filings held on 23.10.2024, the Hon'ble Commission passed orders on 28.10.2024 for Distribution Business for the 5<sup>th</sup> control period i.e., from FY 2024-25 to FY 2028-29.
5. For FY 2025–26, TGSPDCL filed its Aggregate Revenue Requirement (ARR) and Wheeling Tariff proposals for its Distribution Business before the Hon'ble Commission on 30.11.2024. Public consultation on these filings was held on 17.02.2025, and the Hon'ble Commission issued its orders on 29.04.2025.

#### **Present ARR & Tariff applications for FY 2026-27 of Distribution Business**

6. Accordingly, this filing is made by TGSPDCL under section 64 of the Electricity Act, 2003 for determination of the revised ARR and revised wheeling Tariff for the Distribution Business for FY 2026-27.
7. The revised ARR and revised Tariff Proposals ("Wheeling Charges") for the Distribution Business for FY 2026-27, includes
  - (a) Revised Aggregate Revenue Requirement for Distribution Business for FY 2026-27.
  - (b) Revised Wheeling Tariff Proposals for FY 2026-27 for the Distribution Business.

## Aggregate Revenue Requirement (ARR) for FY 2026-27

8. As per the MYT Regulation 2 of 2023 issued by the Hon'ble TGERC, the ARR for the Distribution business (with 90% of Distribution ARR allocated to wheeling business) for FY 2026-27 is determined as follows.

*Figures in Rs Cr*

Particulars	2026-27
Operation and Maintenance Charges	4,072
Depreciation	1,034
Interest and finance charges on Loan	840
Interest on working capital	150
Return on Equity	434
Impact of True-up for FY 2024-25	545
<b>Total Expenditure</b>	<b>7,075</b>
<b>Less</b>	
Income from Open Access charges	1.20
Non-Tariff income	532
Income from Other Business	-
<b>Net Distribution ARR</b>	<b>6,542</b>

## Wheeling Charges Proposals

9. Clause 79.2 of Telangana State Electricity Regulatory Commission (Multi Year Tariff) Regulation (Regulation No. 2 of 2023) states that,

"The Wheeling Charges of the Distribution Licensee shall be determined by the Commission on the basis of a Petition for determination of Wheeling Tariff filed by the Distribution Licensee:

Provided that the Wheeling Charges shall be denominated in terms of Rupees/kVA/month for long-term and medium-term open access and in terms of Rupees/kVA/hr for short-term Open Access, for the purpose of recovery from the Distribution System User, or any such denomination, as may be stipulated by the Commission:

Provided further that the Wheeling Charges shall be determined separately for LT voltage, 11 kV voltage and 33 kV voltage, as applicable”.

In line with Clause 79.2 of Telangana State Electricity Regulatory Commission (Multi Year Tariff) Regulation (Regulation No. 2 of 2023), the licensee proposes the following wheeling charges for long-term and medium-term open access in Rs./kVA/Month and in terms of Rs/kVA/hr for short-term open access as below:

Sl. No.	Particulars	Voltage	UoM	Value
1	Wheeling charges for long-term and medium-term open access for FY 2026-27	33 kV	(Rs./kVA/Month)	94.18
		11 kV	(Rs./kVA/Month)	275.33
		LT	(Rs./kVA/Month)	767.27
2	Wheeling charges for short-term open access for FY 2026-27	33 kV	(Rs./kVA/hr)	0.1308
		11 kV	(Rs./kVA/hr)	0.3824
		LT	(Rs./kVA/hr)	1.0656

10. Based on the information available, the Applicant has made sincere efforts to comply with the Regulation of the Hon'ble Commission and discharge its obligations to the best of its abilities. However, should any further material information become available in the near future, the Applicant reserves the right to file such additional information and consequently amend/revise the application.

11. Sri Badinapuram Ravi, Chief Engineer/IPC & RAC has been authorized to execute and file the said document on behalf of TGSPDCL. Accordingly, the current filing documents are signed and verified by and backed by the affidavit of Sri Badinapuram Ravi, Chief Engineer/IPC & RAC of TGSPDCL.

12. In the aforesaid facts and circumstances, the Applicant request that this Hon'ble Commission may be pleased to:

- Take the accompanying ARR and Wheeling Tariff application of TGSPDCL on record for Distribution Business and treat it as complete
- Grant suitable opportunity to TGSPDCL within a reasonable time frame to file additional material information that may be subsequently available
- Consider and approve TGSPDCL's ARR and Wheeling Tariff application for Distribution Business including all requested regulatory treatments in the filing
- Pass such order as the Hon'ble Commission may deem fit and proper in the facts and circumstances of the case

**SOUTHERN POWER DISTRIBUTION COMPANY OF TELANGANA LIMITED**

...Applicant

Through

Place: Hyderabad

Dated: 29.11.2025

  
Chief Engineer/IPC & RAC  
CHIEF ENGINEER  
IPC&RAC TGSPDCL  
Corporate Office, 6-1-50,  
Mint Compound, Hyd-500004.

**BEFORE THE HONOURABLE TELANGANA ELECTRICITY  
REGULATORY COMMISSION**

At Its Office AT Vidyut Niyantran Bhavan, G.T.S.Colony, Kalyan Nagar,

Hyderabad – 500 045

**FILING NO. \_\_\_\_\_/2025**

**CASE NO. \_\_\_\_\_/2025**

In the matter of:

**Filing of the ARR & Tariff applications for the Distribution Business for FY 2026-27 in accordance with the Telangana State Electricity Regulatory Commission (Multi Year Tariff) Regulation (Regulation No. 2 of 2023) by the Southern Power Distribution Company of Telangana Limited ('TGSPDCL' or 'the Company' or 'the Licensee') as the Distribution Licensee.**

In the matter of:

**SOUTHERN POWER DISTRIBUTION COMPANY OF TELANGANA LIMITED**

... Applicant

**Affidavit of Applicant verifying the application filed under section 64 of the Electricity Act, 2003 and in accordance with the Regulation 2 of 2023.**

I, Badinapuram Ravi, Chief Engineer/IPC & RAC, S/o Late Badinapuram Sanjeeva Rao, aged 56 years working for gain at the Southern Power Distribution Company of Telangana Limited do solemnly affirm and say as follows:

- 1 I am the Chief Engineer/IPC & RAC of Southern Power Distribution Company of Telangana Limited (TGSPDCL).
- 2 I am competent and duly authorized by TGSPDCL to affirm, swear, execute and file this affidavit in the present proceedings.
- 3 As such, I submit that I have been duly authorized to submit the application of TGSPDCL for determination of revised ARR and wheeling charges of Distribution Business for FY 2026-27 as per Terms and Conditions of Telangana State Electricity

Regulatory Commission (Multi Year Tariff) Regulation, 2023 (Regulation No. 2 of 2023), to the Hon'ble Commission.

- 4 I submit that I have read and understood the contents of the appended application of TGSPDCL. The facts stated in the application are true to the best of my knowledge, which are derived from the official records made available and certain facts stated are based on information and advice which, I believe to be true and correct.
- 5 I submit that for the reasons, and facts stated in the appended application this Applicant pray that the Hon'ble Commission may be pleased to
- a) Take the accompanying ARR and Tariff application of TGSPDCL on record and treat it as complete.
  - b) Grant suitable opportunity to TGSPDCL within a reasonable time frame to file additional material information that may be subsequently available.
  - c) Consider and approve TGSPDCL'S revised ARR and Tariff application (Wheeling Business) including all requested regulatory treatments in the filing.
  - d) Pass such order as the Hon'ble Commission may deem fit and proper in the facts and circumstances of the case.

VERIFICATION:



DEPONENT

CHIEF ENGINEER  
IPC&RAC TGSPDCL  
Corporate Office, 6-1-50,  
Mint Compound, Hyd-500004.

I, the above named Deponent solemnly affirm at Hyderabad on this 29<sup>th</sup> day of November 2025 that the contents of the above affidavit are true to my knowledge, no part of it is false and nothing material has been concealed there from.



DEPONENT

CHIEF ENGINEER  
IPC&RAC TGSPDCL  
Corporate Office, 6-1-50,  
Mint Compound, Hyd-500004.

*V. Anil Kumar*  
Solemnly affirmed and signed before me.

COMPANY SECRETARY  
TGSPDCL, Corporate Office,  
Mint Compound, Hyderabad-500 063.

## Contents

1	INTRODUCTION .....	14
2	CAPITAL EXPENDITURE PLAN.....	15
2.1	SCADA-DMS & AUTOMATION .....	15
2.2	HT AUTOMATIC METER READING (AMR) .....	15
2.3	CONVERSION OF OH LINE TO UG CABLE IN TELANGANA CORE URBAN REGION (TCUR) .....	16
2.4	ERECTION, ENHANCEMENT & AUGUMENTATION WORKS .....	17
2.5	BASE CAPITAL INVESTMENT .....	17
2.6	OTHER CAPITAL EXPENDITURE PLAN.....	18
2.7	TOTAL CAPITAL EXPENDITURE .....	18
3	ARR OF DISTRIBUTION BUSINESS FOR FY 2026 – 27 .....	19
3.1	GROSS FIXED ASSETS PROJECTIONS .....	20
3.2	DEPRECIATION .....	20
3.3	CONSUMER CONTRIBUTION & GRANTS.....	21
3.4	OPERATION & MAINTENANCE EXPENSE PROJECTIONS.....	22
3.5	Methodology for Projection of O & M expenses .....	23
3.6	O&M cost for FY 2026-27 .....	24
3.7	Interest and Financing charges on loan .....	25
3.8	Return on Equity .....	25
3.9	Interest on Working Capital.....	27
3.10	NON-TARIFF INCOME .....	28
3.11	IMPACT OF TRUE-UP FOR FY 2024-25 .....	28
3.12	DISTRIBUTION ARR .....	29
4	WHEELING CHARGES.....	29
5	NET ARR TO BE TRANSFERRED TO RETAIL SUPPLY BUSINESS .....	31

## Abbreviations

AB Cable	Aerial Bundled Cable
ARR	Aggregate Revenue Requirement
A&G	Administration & General
AMR	Automatic Meter Reading
AT&C	Aggregate Technical & Commercial
CAGR	Compound Annual Growth Rate
CC	Consumer Contributions
CEA	Central Electricity Authority
CPI	Consumer Price Index
CT/PT	Current Transformer- Potential Transformer
CWIP	Capital Work In Progress
DA	Dearness Allowance
DDUGJY	Deen Dayal Upadhaya Gram Jyoti Yojana
DISCOM	Distribution Company
DNR	Distribution Network Renovation
DTR	Distribution Transformer
D/E Ratio	Debt to Equity ratio
EE	Employee Expenses
EHT	Extra High Tension
ERP/IT	Enterprise Resource Planning – Information Technology
FDA	Fully Depreciated Assets
FPT	Filing for Proposed Tariff
FRP	Financial Restructuring Plan
FSA	Fuel Surcharge Adjustment
FY	Financial Year
GFA	Gross Fixed Assets
GIS	Geographic Information System
Gol	Government of India
GoTS	Government of Telangana
HT	High Tension
IDC	Interest During Construction
IE Rules	Indian Electricity Rules, 1956
IPDS	Integrated Power Development Scheme
JICA	Japan International Cooperation Agency
kV	Kilo Volt
LT	Low Tension
MAT	Minimum Alternate Tax
MRI	Meter Reading Instrument
MoP	Ministry of Power
MoU	Memorandum of Understanding
MU	Million Units
MVA	Mega Volt Ampere
MW	Mega Watt
MYT	Multi Year Tariff
NTI	Non Tariff Income
O&M	Operation and Maintenance
OCFA	Original Cost of Fixed Assets
OH line	Overhead power line



UG cable	Underground Cable
WACC	Weighted Average Cost of Capital
WC	Working Capital
WPI	Wholesale Price Index
PAA	Private Accounting Agencies
PFC	Power Finance Corporation Ltd.
PTR	Power Transformer
R&M	Repairs and Maintenance
RAPDRP	Restructured Accelerated Power Development & Reforms Programme
REC	Rural Electrification Corporation Ltd.
RoE	Return on Equity
RGGVY	Rajeev Gandhi Grameen Vidyutikaran Yojana
RMU	Ring Main Unit
RoCE	Return on Capital Employed
RoSC	Release of Services
RT-DAS	Real Time Data Acquisition System
RRB	Regulated Rate Base
SCADA	Supervisory Control & Data Acquisition
SS	Sub Station
ST&D	Sub-Transmission & Distribution
T&D	Transmission and Distribution
TGERC	Telangana State Electricity Regulatory Commission
UDAY	Ujwal DISCOM Assurance Yojana
RDSS	Revamped Distribution Sector Scheme

## Glossary

**"1<sup>st</sup> Control Period"** refers to the period from FY 2006-07 to FY 2008-09.

**"2<sup>nd</sup> Control Period"** refers to the period from FY 2009-10 to FY 2013-14.

**"3<sup>rd</sup> Control Period"** refers to the period from FY 2014-15 to FY 2018-19.

**"4<sup>th</sup> Control Period"** refers to the period from FY 2019-20 to FY 2023-24.

**"5<sup>th</sup> control period"** refers to the period from FY 2024-25 to FY 2028-29.

**"Aggregate Revenue Requirement (ARR)"** means the revenue required to meet the costs pertaining to the licensed business; herein Distribution Business, for the control period, which would be permitted to be recovered through tariffs and charges by the Hon'ble Commission.

**"Base Year"** means the financial year immediately preceding the first year of the Control Period.

**"Coincident Demand (CID)"** in MW of a consumer category means estimated contribution of that category to the system peak demand i.e., the load of the corresponding consumer category at the system peak hour.

**"Compound Annual Growth Rate (CAGR)"** is the mean annual growth rate over a specified period of time longer than one year. CAGR is calculated as

$$N \text{ year CAGR} = (\text{Final value}/\text{Initial Value})^{1/N} - 1$$

**"Control Period"** means multi year period fixed by the Hon'ble Commission from time to time, usually 5 years.

**"Current year"** refers to FY: 2025-26.

**"Consumer/User Contributions"** means any contributions made by those using or intending to use the Distribution network of a licensee for supply or wheeling of electricity. Any grant received by the licensees would also be treated as Consumer/User Contribution.

**"Distribution Business"** means the business of operating and maintaining a distribution system for supplying electricity in the area of supply of the Distribution Licensee in terms of the Distribution and Retail Supply License.

**"Distribution Licensee"** means a licensee authorized to operate and maintain a distribution system for supplying electricity to the consumers in his area of supply.

**"Distribution Cost"** refers to the distribution cost borne by the licensee to serve the consumers within the area of supply and not availing supply under Open Access.

**"Distribution Losses"** means aggregate technical and commercial losses from LT level to 33kV voltage.

**"Financial Year"** means the period commencing on 1<sup>st</sup> April of a calendar year and ending on 31<sup>st</sup> March of the subsequent calendar year.

**"Financial Restructuring Plan (FRP)"** is a Government scheme formulated to enable the turnaround of the State DISCOMs and ensure their long term viability.

**"Licensee"** hereafter refers to TGSPDCL.

**"LT"** refers to a voltage of 415V (Three phase supply) and 230V (Single phase supply).

**"HT"** refers to a voltage of 11 kV and above but less than 132 kV.

**"EHT"** refers to a voltage of 132 kV and above.

**"Non-Tariff Income"** means income relating to the licensed business other than from tariffs for wheeling and retail sale, and excludes any income from other business and income on account of Fuel Surcharge Adjustment, Cross Subsidy Surcharge and Additional Surcharge.

**"Operation & Maintenance Expenses"** comprises Employee Expenses, Administrative & General expenses and Repairs and Maintenance (R&M) expenses

**"Wheeling tariff/charges"** are the charges paid by a consumer for availing the facilities of a distribution system of a distribution licensee for conveyance of electricity.

**"True up/down"** refers to loss/gain to the Distribution Company due to under or over recovery of costs/revenue against Tariff Order approved values.

## 1 INTRODUCTION

### **Introduction of MYT framework for determination of Tariff**

- a) The earlier Commission notified the Andhra Pradesh Electricity Regulatory Commission (Terms and Conditions for Determination of Tariff for Wheeling and Retail Sale of Electricity) Regulation, 2005 (Regulation No.4 of 2005) on 14.11.2005. This regulation introduced Multi-Year-Tariff framework and specify the principles and procedures of filings. Hon'ble TGERC revised the above regulations and published the Telangana State Electricity Regulatory Commission (Multi Year Tariff) Regulation (Regulation No. 2 of 2023) (which supersedes the above mentioned APERC 2005 Regulation) where the timelines for submission of the Distribution Business ARR is given as 30.11.2025. Accordingly, the Licensee has filed for their Aggregate Revenue Requirement (ARR) along with its Filings for Proposed Wheeling Charges Tariffs with the Hon'ble Commission for determination of Wheeling Charges for FY 2026 – 27
- b) Accordingly, this filing is made by the Southern Power Distribution Company of Telangana Limited (TGSPDCL) under section 61 of the Electricity Act, 2003 for determination of the ARR and Wheeling Charges Tariffs for the Distribution Business for FY 2026 – 27
- c) The Revised ARR and Tariff Proposals (“Wheeling Charges”) for the Distribution Business of the licensee for FY 2026 – 27, includes
  - i. Revised Aggregate Revenue Requirement for FY 2026 – 27 for the Distribution Business.
  - ii. Revised Wheeling Tariff Proposals for FY 2026 – 27 for Distribution Business.

## **2 CAPITAL EXPENDITURE PLAN**

Telangana witnessed a highest ever peak demand of 17,162 MW in FY25 with annual growth rate of 9.85% from 15,623 MW in FY24. In order to meet its demand, TGSPDCL is undertaking significant capital investments during FY 2026–27 to strengthen its distribution infrastructure, improve operational efficiency, and enhance consumer service quality. These investments are aligned with the objectives of reliability, safety, regulatory compliance, and modernization of the power network. The following sections provide a comprehensive explanation of why these investments are necessary for meeting upcoming demand due to rapid urbanization and data center demand.

### **2.1 SCADA-DMS & AUTOMATION**

This involves replacing Auto Reclosures and Sectionalizers in the Greater Hyderabad Municipal Corporation (GHMC) area. The existing protection devices have become outdated and lack advanced fault isolation capabilities. By upgrading these systems, TGSPDCL aims to minimize outage durations, improve grid reliability, and enable better coordination with SCADA systems for real-time monitoring. This investment will significantly enhance operational resilience in high-density urban regions.

Another critical initiative is SCADA Automation, focused on integrating non-integrated substations in rural circles. Currently, substations in rural areas operate manually, leading to delays in fault restoration and load management. Integration into the SCADA network will enable remote monitoring and control, reduce manpower dependency, and improve supply reliability in rural areas. The details of SCADA -DMS & Automation are provided in Annexure- I

### **2.2 HT AUTOMATIC METER READING (AMR)**

TGSPDCL plans to implement Automatic Meter Reading (AMR) for all High Tension (HT) consumer meters under a TOTEX model, with an investment of Rs. 28.8 crore. Manual meter reading is prone to errors and delays, impacting billing accuracy and revenue realization. The AMR system will provide instantaneous meter data, detect anomalies, and speed up bill generation, thereby improving cash flow and reducing

losses. The TOTEX approach optimizes costs by combining capital and operational expenditure over the lifecycle of the system.

In line with renewable energy integration, TGSPDCL will invest Rs. 0.63 crore in Solar Data Acquisition from rooftop inverters for net-metered services. With increasing adoption of rooftop solar, accurate generation data is essential for validating net-metering transactions, monitoring renewable integration, and supporting state-level sustainability targets. The details of AMR Metering are provided in Annexure- II

### **2.3 CONVERSION OF OH LINE TO UG CABLE IN TELANGANA CORE URBAN REGION (TCUR)**

The proposed project for converting overhead (OH) lines to underground (UG) cables in the Telangana Core Urban Region (TCUR), primarily Hyderabad, is one of the most significant initiatives with a total estimated cost of Rs. 14,725 crore. Urban areas like Hyderabad face unique challenges in maintaining reliable and safe electricity distribution. Overhead lines are susceptible to frequent faults caused by adverse weather conditions, tree falls, and accidental contact.

Additionally, rapid urbanization has led to right-of-way (ROW) disputes, pole encroachments, and congestion in public spaces, making maintenance and expansion of overhead networks increasingly difficult. These issues not only compromise reliability but also pose serious safety hazards, including electrical accidents and fire risks. The conversion to underground cabling addresses these challenges comprehensively.

UG cables are insulated and laid below ground, which significantly reduces the risk of faults due to environmental factors and eliminates hazards associated with exposed conductors. This enhances public safety, minimizes outages, and improves overall power quality. Furthermore, underground networks require less maintenance compared to overhead systems, resulting in long-term operational savings.

The project supports TGSPDCL's strategic goal of creating a resilient and future-ready distribution network capable of handling increased load demand and integrating advanced technologies. In addition to reliability and safety benefits, this initiative aligns with national and state-level directives under RDSS to modernize

distribution infrastructure and reduce Aggregate Technical and Commercial (AT&C) losses. By reducing interruptions and improving voltage profiles, underground cabling enhances consumer satisfaction and ensures compliance with service quality standards.

Overall, the conversion of OH lines to UG cables in TCUR is a transformative investment that delivers multiple benefits—improved reliability, enhanced safety, better aesthetics, regulatory compliance, and long-term cost efficiency. It represents TGSPDCL's commitment to modernization and its proactive approach to addressing urban distribution challenges. TGSPDCL plans to invest Rs. 4,725 crore for FY 2026-27 during the first phase, focusing on high-priority zones with dense population and severe ROW issues. The phase wise implementation roadmap of capital investment is as follows

Recently, formal approval was accorded by Government of Telangana in cabinet meeting dated 25.11.2025 for conversion of overhead cables to underground cabling in TCUR area. The details are provided in Annexure- III

#### **2.4 ERECTION, ENHANCEMENT & AUGUMENTATION WORKS**

TGSPDCL proposes the erection of new 33/11 KV substations, enhancement and augmentation of PTRs and DTRs. Rapid urbanization and industrial expansion have increased demand for reliable power supply. These works will reduce technical losses by shortening feeder lengths, improve voltage profiles, and cater to future load growth in residential and commercial sectors. The details of erection of feeders, enhancement and augmentation of PTRs and DTRs are provided in Annexure - IV

#### **2.5 BASE CAPITAL INVESTMENT**

The corresponding base capital investment required for FY 2026 – 27 which inter alia contains network elements such as sub-station additions, smart meters, enhancement & augmentation of PTRs and DTRs, erection of feeders are tabulated below:

Network Element	Unit	2026-27
Sub-Stations	Rs. Crs	230
Smart Meters	Rs Crs	7



Network Element	Unit	2026-27
PTR Addition & Upgradation	Rs. Crs	1,008
Feeder Addition	Rs. Crs	1,571
DTR Addition	Rs. Crs	773
<b>Total</b>	<b>Rs. Crs</b>	<b>3,589</b>

The licensee is proposing to replace the obsolete Over head lines (33kV, 11kV & LT) with Under Ground Cabling in addition to other issues as mentioned in the para 2.3 and the amount incurred is factored as Feeder addition in addition to the new Feeders proposed.

## 2.6 OTHER CAPITAL EXPENDITURE PLAN

Distribution MYT Tariff Order for 5<sup>th</sup> Control Period contains approved other capital expenditure which *inter alia* contains expenditure plan for AT&C Loss reduction, Reliability improvement, contingency measures, Renovation & Modernization of existing assets, network additions for new consumer additions, Technology upgradation, civil infrastructure development. The details of Other Capital Expenditure required for the FY 2026-27 has been summarized below:

The licensee is proposing to replace the obsolete Over head lines (33kV, 11kV & LT) with Under Ground Cabling in addition to other issues as mentioned in the para 2.3 and the amount incurred is factored as Reliability improvement, Renovation & Modernization, New Consumer Capex and Loss Reduction.

*Figures in Rs Cr*

S.No	Investment Area	2026-27
a)	AT & C Loss Reduction	176
b)	Reliability Improvement & Contingency Schemes	398
c)	Renovation & Modernization	1,761
d)	Technology Upgradation	528
e)	New Consumer Capex	951
f)	Civil Infrastructure Development	70
g)	Misc. Project cost	35
	<b>Total Other Capex</b>	<b>3,919</b>

## 2.7 TOTAL CAPITAL EXPENDITURE

The total capital Expenditure projections for base and other capex has been summarized below:



Particulars	2026-27
Base Capex	3,589
Other Capex	3,919
<b>Total Capex for DISCOM</b>	<b>7,508</b>

### 3 ARR OF DISTRIBUTION BUSINESS FOR FY 2026 – 27

Telangana State Electricity Regulatory Commission (Multi Year Tariff) Regulation (Regulation No. 2 of 2023) states that

“Multi Year Tariff petition shall be filed by 30th November of the year preceding the first year of the Control Period by distribution licensee(for retail supply business) comprising:

- i. True-up of preceding year;
- ii. Aggregate Revenue Requirement for each year of the Control Period;
- iii. Revenue from retail sale of electricity at existing tariffs & charges and projected revenue gap for the first year of the Control Period;
- iv. Proposal of consumer category wise retail supply tariff and charges for first year of the Control Period.

..

..

“the Distribution Wheeling Business for the respective Years of the Control Period, as approved by the Commission and comprising the following components:

- a) Operation and maintenance expenses;
- b) Depreciation;
- c) Interest and finance charges on Loan;
- d) Interest on working capital;
- e) Return on Equity;

**minus:**

- f) Income from Open Access charges;
- g) Non-Tariff income;
- h) Income from Other Business, to the extent specified in this Regulation;

**Add:**

- i) Impact of true-up for prior period as approved by the Commission”

In accordance to the regulation, the DISCOM has computed the ARR of Distribution business against each cost element based on the Distribution MYT Tariff Order for 5<sup>th</sup> Control Period as approved by Hon'ble TGERC as elaborated below.

### 3.1 GROSS FIXED ASSETS PROJECTIONS

The licensee has considered the Capital investment Plan as per Base Capex estimates of TGSPDCL and Other Capex in accordance with the Resource Plan order for 5<sup>th</sup> Control Period as approved by Hon'ble TGERC to compute the Fixed asset additions during the 5th control period. It is to submit that the licensee continues to lay utmost importance on timely completion of projects undertaken and has been following the practice of capitalizing (adding to fixed assets) only those works which have actually been completed.

*Figures in Rs Cr*

Details	2026-27
Opening Balance of Capital Work in Progress (CWIP)	1,834
Total Capital Expenditure	7,508
Expenses Capitalized	566
IDC	86
<b>Transfer to fixed assets</b>	<b>5,929</b>
<b>Closing CWIP</b>	<b>4,065</b>

### 3.2 DEPRECIATION

The depreciation has been calculated for every year considering the Depreciation rates approved by Hon'ble TGERC in the Telangana State Electricity Regulatory Commission (Multi Year Tariff) Regulation (Regulation No. 2 of 2023) for each class of asset base and also Fully Depreciated Assets during the control period.

The following useful life of the assets (as approved by Hon'ble TGERC in Telangana State Electricity Regulatory Commission (Multi Year Tariff) Regulation (Regulation No. 2 of 2023)) are considered to arrive at depreciation for next 5 years :

Description of asset	Useful life(years)
Buildings and Other Civil Works (Offices & showrooms)	60
Power Transformer	25
DTR (<100 kVA)	15
DTR (>=100 kVA)	20

Description of asset	Useful life(years)
Lines (11 kV and above)	25
Lines (LT)	20
Meters	10
Office furniture and fittings	10
Office equipment	10
I.T. equipment	6
Software	5

The depreciation is computed considering the opening balance of the Gross Assets and capitalization of assets during the year. Besides, the fully depreciated assets in the Gross block at the end of the previous year are deducted from the opening balance of the Gross assets in the succeeding year before computation of depreciation costs.

Depreciation computation after adjusting Fully Depreciated Assets (FDA) balances is tabulated below:

*Figures in Rs Cr*

Particulars	2026-27
Opening Balance of assets	25,936
Asset Additions during the Year	5,929
Fully Depreciated assets Balance at the beginning of the year	676
<b>Depreciation During the Year</b>	<b>1,149</b>
<b>Depreciation to Distribution business (90%)</b>	<b>1,034</b>

### 3.3 CONSUMER CONTRIBUTION & GRANTS

The development charges and service line charges collected from the consumers will form part of the consumer contributions towards capital assets.

The consumer contribution additions have been estimated by considering the proportion of the consumer contributions in the total capital expenditure filed by TG

Discoms in the Business Plan as part of the filings of Resource Plan for 5<sup>th</sup> Control Period.

The consumer contributions & grants projected to be received for FY 2026-27 are as follows:

*Figures in Rs Cr*

Particulars	2026-27
Consumer Contribution	951

Further, in proportion in which depreciation on consumer contributed assets has been charged during every year of the control period for the new assets, the same has been estimated in proportion to the ratio of contribution in the new capex addition.

The depreciation contribution arising due to consumer contribution has been summarized below:

*Figures in Rs Cr*

Particulars	2026-27
Depreciation contribution due to consumer contribution for new capex	384

### 3.4 OPERATION & MAINTENANCE EXPENSE PROJECTIONS

The Operation & Maintenance (O&M) Expenses consist of the following components:

- Employee Expenses (EE) including Salaries, wages and other employee costs;
- Administrative & General costs (A&G) including legal charges, audit fees, rent, rates and taxes;
- Repairs and Maintenance (R&M) including equipment maintenance, repairs, fault corrections, etc.

### 3.5 Methodology for Projection of O & M expenses

The O&M expenses for distribution licensee for each year of the 5<sup>th</sup> Control Period shall be calculated based on the formula approved by Hon'ble TGERC as shown below:

$$O\&M_n = EMP_n + R\&M_n + A\&G_n$$

Where,

- O&M<sub>n</sub>- Operation and Maintenance expense for the nth year;
- EMP<sub>n</sub>- Employee Costs for the nth year;
- R&M<sub>n</sub>- Repair and Maintenance Costs for the nth year;
- A&G<sub>n</sub>- Administrative and General Costs for the nth year;

The above components shall be computed in the manner specified below:

$$EMP_n = (EMP_{n-1}) \times (\text{CPI Inflation});$$

$$R\&M_n = K \times (GFA_n) \times (\text{WPI Inflation}) \text{ and}$$

$$A\&G_n = (A\&G_{n-1}) \times (\text{WPI Inflation})$$

#### Escalation factor (Inflation rate):

The escalation factors (inflation rates) have been considered approved inflation rates as 5.790% for CPI and 4.930% for WPI as per MYT order for 5<sup>th</sup> Control Period.

#### Employee Expenses:

The employee expenses for FY 2026-27 have been projected at Rs. 4,041.74 Cr. by considering employee cost as per APR filings of TGSPDCL as Rs 3,611.43 Cr. Employee cost projections for FY 2026-27 have been arrived by escalation of FY 2025-26 estimated figures with CPI inflation.

Employee Expenses	Unit	2026-27
Employee Expenses	Rs. Crs	4,042

### **Administrative and General Expenses for FY 2026-27:**

Administrative and General expenses for FY 2026-27 have been considered as per expenses approved in the Distribution MYT Tariff Order for 5<sup>th</sup> Control Period. Projections for FY 2026-27 have been estimated by escalating FY 2025-26 figures with WPI inflation.

Administrative and General Expenses	Unit	2026-27
<b>A&amp;G Expenses</b>	<b>Rs. Crs</b>	<b>221</b>

### **Repairs and Maintenance expenses (R&M):**

The R&M expenses are linked to Gross fixed assets (GFA). The ratio of the R&M expenses to the opening GFA for FY 2026-27 have been considered as the K-factor (as considered by the Hon'ble TGERC while approving the Distribution Tariff Order for FY 2025-26 of 5<sup>th</sup> Control period).

<b>Norms for R&amp;M expenses in % of GFA</b>	<b>0.90%</b>
---	--------------

The below table summarizes the projection of the Distribution Licensee GFA for FY 2026-27 and the associated R&M expenses

R&M Expenses	Unit	2026-27
GFA	Rs. Crs	25,936
<b>R&amp;M Cost</b>	<b>Rs. Crs</b>	<b>261</b>

### **3.6 O&M cost for FY 2026-27**

O&M projections for FY 2026-27 are summarized in the table below.

O&M cost projection	Unit	2026-27
Employee Cost	Rs. Crs	4,042
A&G Expenses	Rs. Crs	221
R&M Cost	Rs. Crs	261
<b>Total O&amp;M Expenses</b>	<b>Rs. Crs</b>	<b>4,524</b>
<b>Total O&amp;M Expenses to Distribution business (90%)</b>	<b>Rs. Crs</b>	<b>4,072</b>



### 3.7 Interest and Financing charges on loan

TGSPDCL submit that the interest expenditure on account of long-term loans depends on the outstanding loan, repayments, and prevailing interest rates on the outstanding loans. Further, the projected capital expenditure and the funding of the same also have a major bearing on the long-term interest expenditure.

Clause 31.3 of the Telangana State Electricity Regulatory Commission (Multi Year Tariff) Regulation (Regulation No. 2 of 2023) states that

*“The loan repayment during each year of the Control Period shall be deemed to be equal to the depreciation allowed for that year, up to the ceiling of seventy five percent (75%) of asset cost or actual debt component used for funding such asset in case the debt funding is higher than seventy five percent (75%) of the asset cost.”*

Considering the normative opening loan, normative loan addition during the year and loan repayment equal to depreciation and the weighted average interest rates, TGSPDCL have computed the interest expenses on normative basis for FY 2026-27 as summarized in table below:

**Figures in Rs Cr**

Particulars	2026-27
Opening Balance of long-term loans	6,325
Receipt of New Loans (excl consumer contributions)	7,209
Repayment of loan (Depreciation for the year)	1,149
Equity portion of GFA of fully depreciated assets depreciated	13
Closing Balance of long-term loans	12,399
Rate of interest	9.97%
<b>Interest cost on Long term loans</b>	<b>934</b>
<b>Interest cost on Long term loans to Distribution business (90%)</b>	<b>840</b>

### 3.8 Return on Equity

TG Discoms submit that clauses 29 of Telangana State Electricity Regulatory Commission (Multi Year Tariff) Regulation (Regulation No. 2 of 2023), provides for Return on Equity (RoE) for Distribution Licensee which is reproduced as under:

*“Return on Equity shall be computed at the following base rates:*

*(e) Distribution licensee: Base Return on Equity of 14% and additional Return on Equity up to 2% linked to Licensee’s performance towards meeting standards of performance:*

*Provided that the Commission at the time of true-up shall allow the additional Return on Equity up to 2% based on Licensee meeting the summary of overall performance standards as specified in Clause 1.11 of Schedule III of TGERC (Licensees’ Standards of Performance) Regulations, 2016*

*29.3 The Return on Equity shall be computed in the following manner:*

*(a) Return at the allowable rate as per this clause, applied on the amount of equity capital at the commencement of the Year; plus*

*(b) Return at the allowable rate as per this Regulation, applied on 50 per cent of the equity capital portion of the allowable capital cost, for the investments put to use in generation business or transmission business or distribution business or SLDC, for such Year.”*

Considering the funding pattern, TGSPDCL have considered the equity addition during the year.

The return on equity has been computed as per the methodology specified in the Telangana State Electricity Regulatory Commission (Multi Year Tariff) Regulation (Regulation No. 2 of 2023) and, the DISCOM is expecting Return on Equity at 14% and additional return on equity up to 2% p.a linked to TGSPDCL’s performance towards meeting standards of performance.

The tax on the return on equity as per the below clause

*“Rate of pre-tax Return on Equity shall be rounded off to three decimal places and shall be computed as per the formula given below:*

*Rate of pre-tax return on equity = Base Rate / (1-t);*

*Where “Base Rate” is the rate of Base Return on Equity in accordance with clause 29.2;*

*“t” is the effective Income Tax rate in accordance with clause 30.1.”*



Particulars	2026-27
Regulatory Equity at the beginning of the year	2,192
Additions during the year	7,209
Equity portion of capitalization during the year	1,802
Equity portion of fully depreciated assets added in that year	163
Reduction in Equity Capital on account of retirement / replacement of assets	0
Regulatory Equity at the end of the year	3,831
Base rate of Return on Equity	16%
Effective Income Tax rate	0%
Rate of Return on Equity	16%
Return on Regulatory Equity at the beginning of the year	351
Return on Regulatory Equity addition during the year	131
<b>Total Return on Equity</b>	<b>482</b>
<b>Total Return on Equity to Distribution Business (90%)</b>	<b>434</b>

### 3.9 Interest on Working Capital

TG Discoms submits that clause 33 of the Telangana State Electricity Regulatory Commission (Multi Year Tariff) Regulation (Regulation No. 2 of 2023) provides for Interest on Working Capital. Clause 33.3 (a) of the said Regulation provides for the norms of computation of Working Capital for Distribution Wires Business.

TG Discoms further submits that clause 33.6 of the said Regulations provides that the normative rate of interest on working capital shall be equal to Base Rate as on the date on which the Petition for determination of Tariff is filed, plus 150 basis points. The relevant extract of the said Regulations is reproduced below:

*“Rate of interest on working capital shall be on normative basis and shall be equal to the Base Rate as on the date on which the Petition for determination of Tariff is filed, plus 150 basis points.”*

Accordingly, TG Discoms have calculated Interest on Working Capital for the control period @ 10.25% for Distribution Business.

Accordingly, TGSPDCL has calculated Interest on working capital for Distribution Business as below:

Figures in Rs Cr

Particulars	2026-27
O&M expenses	382
Maintenance spares	259
Receivables	835
<b>Less:</b>	
Security Deposits	0
Total Working Capital requirement	1,477
Interest rate %	10.25%
<b>Interest on working capital to Distribution business</b>	<b>150</b>

### 3.10 NON-TARIFF INCOME

TGSPDCL has considered the actual Non-Tariff income for FY 2024-25 (actuals) and escalated the item-wise NTI with a nominal growth rate of 2% year over year.

TGSPDCL has projected the Non-tariff income under Distribution Business under the following heads

Figures in Rs Cr

Particulars (Rs Cr)	2026-27
Incidental Charges-Work	102.96
Sale of Scrap	(5.50)
Penalties from Suppliers	11.04
SDs & BGs forfeited	(9.84)
Miscellaneous income	5.16
Sale of Tender Schedule	0.51
Rent from Fixed Assets	6.47
Meter Testing Charges	0.92
Registration Fees	0.03
Interest on Staff loans & advances	0.25
Penalty from employees	0.52
Incentives and Rebates	26.01
Interest on Bank Deposits	9.12
<b>Sub Total</b>	<b>147.64</b>
Amortization of Depreciation on CC Assets	384.01
<b>Grand Total</b>	<b>531.65</b>

### 3.11 IMPACT OF TRUE-UP FOR FY 2024-25

Based on the true-up exercise for FY 2024-25, the following amount has been determined and is proposed to be considered in the Aggregate Revenue Requirement (ARR) for the ensuing year. This adjustment reflects the reconciliation

of actual costs and revenues against approved figures, ensuring accurate recovery and compliance with regulatory norms.

Particulars	2026-27
Impact of True-up for FY 2024-25	545

### 3.12 DISTRIBUTION ARR

The anticipated Aggregate Revenue Requirement (ARR) for the Distribution business (90%) for FY 2026-27 Non-tariff income is determined as follows:

*Figures in Rs Cr*

Particulars	2026-27
Operation and Maintenance Charges	4,072
Depreciation	1,034
Interest and finance charges on Loan	840
Interest on working capital	150
Return on Equity	434
Impact of True-up for FY 2024-25	545
<b>Total Expenditure</b>	<b>7,075</b>
<b>Less</b>	
Income from Open Access charges	1.20
Non-Tariff income	532
Income from Other Business	-
<b>Net Distribution ARR</b>	<b>6,542</b>

## 4 WHEELING CHARGES

TGSPDCL has determined the ARR for the distribution wheeling business and that forms the basis for determination of wheeling charges. TGSPDCL has determined the wheeling charges voltage wise i.e., for LT, 11 kV and 33 kV consumers for long-term and medium-term open access in Rs./kVA/Month and in terms of Rs/kVA/hr for short-term open access as per Clause 79.2 of Telangana State Electricity Regulatory Commission (Multi Year Tariff) Regulation (Regulation No. 2 of 2023) which states that,

“The Wheeling Charges of the Distribution Licensee shall be determined by the Commission on the basis of a Petition for determination of Tariff filed by the Distribution Licensee:

Provided that the Wheeling Charges shall be denominated in terms of Rupees/kVA/month for long-term and medium-term Open Access and in terms of Rupees/kVA/hr for short-term Open Access, for the purpose of recovery from the Distribution System User, or any such denomination, as may be stipulated by the Commission:

Provided further that the Wheeling Charges shall be determined separately for LT voltage, 11 kV voltage, and 33 kV voltage, as applicable”.

Accordingly, TGSPDCL has computed voltage wise wheeling charges by allocating cost expenditure for Distribution ARR across contracted capacities at the consumer end grossed up with losses for respective voltages.

The contracted capacities considered for computation are as approved in the Distribution MYT Tariff Order for FY 2026-27:

Contracted Capacities at Consumer end			
Sl. No.	Particulars	Units	2026-27
1	33 kV	MW	1,794
2	11 kV	MW	3,113
3	LT	MW	5,768
Total		MW	10,675

The losses considered for grossing up contracted capacities at each voltage level have been considered as approved in the Distribution MYT Tariff Order for FY 2026-27:

Voltage Wise Losses			
Sl. No.	Particulars	Units	2026-27
1	33 kV	%	3.14%
2	11 kV	%	4.01%
3	LT	%	4.60%

Basis the approved contracted capacities at the consumer end, and In line with Clause 79.2 of TGERC MYT Regulation 2 of 2023, the licensee proposes the

following wheeling charges for long-term and medium-term open access in Rs./kVA/Month and in terms of Rs/kVA/hr for short-term open access as below:

Sl. No.	Particulars	Voltage	UoM	Value
1	Wheeling charges for long-term and medium-term open access for FY 2026-27	33 kV	(Rs./kVA/Month)	94.18
		11 kV	(Rs./kVA/Month)	275.33
		LT	(Rs./kVA/Month)	767.27
2	Wheeling charges for short-term open access for FY 2026-27	33 kV	(Rs./kVA/hr)	0.1308
		11 kV	(Rs./kVA/hr)	0.3824
		LT	(Rs./kVA/hr)	1.0656

## 5 NET ARR TO BE TRANSFERRED TO RETAIL SUPPLY BUSINESS

As per Telangana State Electricity Regulatory Commission (Multi Year Tariff) Regulation (Regulation No. 2 of 2023), in case complete accounting segregation has not been done between the wheeling business and retail supply business of the distribution licensee, the ARR of the distribution licensee shall be apportioned between wheeling and retail supply business with 10% of the O&M expense, depreciation, interest and finance charges on loan, return on equity being transferred to retail supply business.

Accordingly, the net ARR to be transferred to retail supply business has been summarized below:

Particulars		2026-27
Operation and Maintenance Charges		452
Depreciation		115
Interest and Finance Charges on Loan		94
Interest on Working Capital		-
Return on Equity		48
<b>Net ARR to be Transferred to Retail Supply Business</b>		<b>709</b>

*Figures in Rs Cr*



CHIEF ENGINEER  
IPC&RAC TGSPDCL  
Corporate Office, 6-1-50,  
Mint Compound, Hyd-500004.



# **Southern Power Distribution Company of Telangana Ltd.**

(A Govt. of Telangana Undertaking)

Corporate Office : # 6-1-50, Mint Compound, Hyderabad - 500 063. (Telangana, India)

CIN No. U40109TG2000SGC034116, Website : [www.tgsouthernpower.org](http://www.tgsouthernpower.org)

Date 20.08.2025

## **AUTHORIZATION LETTER**


\*\*\*\*

**SUB:- AUTHORIZATION TO CHIEF ENGINEER/(IPC & RAC)/ TGSPDCL TO FILE PETITIONS/AFFIDAVITS/COUNTER AFFIDAVITS AND OTHER RELATED DOCUMENTS etc., ON BEHALF OF TGSPDCL BEFORE HON'BLE TGERC/BEFORE ANY COURT OF LAW - REG.**

The Chief Engineer/IPC & RAC/TGSPDCL in his officiating capacity is Authorized for signing Vakalatnamas and filing petitions, affidavits, counter affidavits, additional filings etc., in respect of legal matters in various courts like High Courts, Civil Courts, Supreme Court etc., before regulatory authorities like TGERC, CERC, APTEL etc., on behalf of TGSPDCL in respect of cases pertaining to Fuel Cost Adjustments, ARR & tariff Filings, extension of time limit pertaining to ARR & Tariff Filings and any other Tariff / Tariff order related issues.

**FOR SOUTHERN POWER DISTRIBUTION COMPANY OF TELANGANA LIMITED**

*V. Anil Kumar.*



**V.ANIL KUMAR  
COMPANY SECRETARY**







**Southern Power Distribution Company of Telangana Limited**  
**తెలంగాణ రాష్ట్ర దక్షిణ మండల విద్యుత్ సంస్థ**

O/o The Chief Engineer (IPC & RAC), TGSPDCL,  
Corporate Office, 6-1-50,  
First Floor, Mint Compound,  
Hyderabad - 500 063.

U.O. note to the Divisional Engineer/RAC.

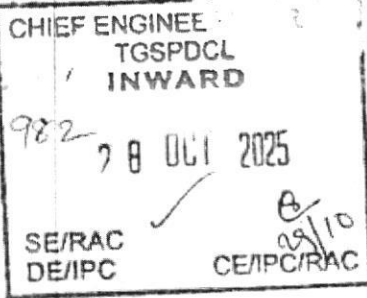
Sub:- TGSPDCL -IPC- Solar - Particulars of investment plan for inclusion in the filings of projections of Distribution ARR for FY-2025-26 -  
Furnishing of information- Reg.

Ref:- U.O.No.CE (IPC & RAC)/SE(RAC)/DE(RAC)/F.DBARR 25-26/D.No.480  
/25, Dt. 23.10.2025.

\*\*\*\*\*

The information sought on Particulars of investment plan for inclusion in the filings of projections of Distribution ARR for FY-2025-26 is as follows:

Sl.No	Proposal	Present status
4	Information on smart net meters proposed	A letter addressed to Hon'ble TGERC to revisit the clause 9.2 & 9.3 of regulation 6 of 2016 duly considering the installation of Smart Net Meter in the premises of the Eligible Consumer (Prosumer) may be procured and installed by the Consumer (Prosumer) at his own cost. The Hon'ble TGERC proposed smart meters for net meter services in Draft Regulation 2025 issued for rooftop solar.
5	Information on proposals solarization of Gruhajyothi	The Detailed project report (DPR) submitted to Principal Secretary of Government for approval of Convergence of Gruha Jyothi Scheme with PM-Surya Ghar:

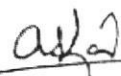


AO/RAC  
29/10

AO/RAC

With reference to the letter of the Principal Secretary, Government of Telangana, dated 23.10.2025, to the Chief Engineer, TGSPDCL, Hyderabad, with the subject as above.

		Muft Bijili Yojana scheme for installation of Rooftop Solar on 10,11,533 households in TGSPDCL and 10,21,669 households in TGNPDCL.
6	Information on Government of Telangana Energy proposals for Department has accorded consent solarization of vide <i>Energy (Power.I) Department</i> Pumpsets <i>G.O.Rt.No.43, Date: 11.10.2025</i> for the solarisation of 7,500 agriculture pumpsets in Vangoor (M) of Achampet Assembly constituency on a pilot basis with a total financial outlay of Rs. 258 Crs, to be implemented under component C of the PM KUSUM or at a price discovered through the tendering process.	

  
 Divisional Engineer/IPC

To  
 The Divisional Engineer/RAC,  
 Corporate Office, TGSPDCL.

U.O.No.CE (IPC)/DE(IPC)/F./D.No.2437/25-26, Dt.27.10.2025.

Copy to:  
 Stock file





**SOUTHERN POWER DISTRIBUTION COMPANY OF TELANGANA LTD.**

Corporate Office, 6-1-50, Mint Compound :: Hyderabad-63 (Telangana State, India)

**O/o Chief Engineer / Projects,**  
4<sup>th</sup> Floor, Corporate Office TGSPDCL  
Mint Compound, Hyderabad.

**U.O. Note to the Chief Engineer (RAC)**

**Sub:** TGSPDCL – Projects – Particulars of investment plan for inclusion in the filings of Projections of Distribution ARR for FY 2025-26–Information submitted – Reg.

**Ref:** U.O.No.CE(IPC&RAC)/SE/(RAC)/DE(RAC)/F.No.DBARR256/D.No.477/25,  
Dt.23.10.2025.

\*\*\*

With reference to the cited above, the following information pertaining to Projects wing is herewith submitted and enclosed as Annexure-I, for favour of information and taking further necessary action.

Encl: Annexure-I

*[Signature]*  
**Chief Engineer / Projects**  
**TGSPDCL-HYD**

To  
**The Chief Engineer (IPC&RAC), TGSPDCL, Corporate Office.**

Copy submitted to The Director (Projects, IT&HRD), TGSPDCL, Corporate Office.

U.O.No.CE(P)/SE(P)/DE(RE)/.No. 1308 /2025, dt. 22 - 10 - 2025.



*DE/RAC*

*AC/RAC*  
*28/10*

*AD/RAC*

*CE/28/10*

## Annexure-I

SlNo	Description of the Project/Work	Total Cost of the Proposal	Duration of the Project/Work	Financial Year-wise break up estimation (Rs. In crores)	Source of Funding	Breakup of Grant or Fund if funding from external source	Details of External Funding	Benefits/Outcome of the project/proposal	Administrative approval of the project/proposal (both soft & hard copies)
2 (i)	Providing SCADA system in 116 Nos. 33/11KV Substations located at District Headquarters and key towns of Rural Circles in TGSPDCL	Rs. 49.20 Crores	6 months	FY 2025-26 Rs. 49.20 Crores	TGSPDCL			The integration of the SCADA system will significantly enhance operational capabilities, improve monitoring and control and ensure better management of Substations and 11 KV feeders in Rural Areas	Note approved by Chairman & Managing Director/ TGSPDCL
(ii)	SCADA Automation of 112 Nos 33/11KV substations in GHMC area of the TGSPDCL	Rs. 44.07 Crores	6 months	FY 2025-26 Rs. 44.07 Crores	TGSPDCL			The integration of the SCADA system will significantly enhance operational capabilities, improve monitoring and control and ensure better management of Substations and 11 KV feeders.	Note approved by Chairman & Managing Director/ TGSPDCL
(iii)	SCADA Automation for Integration of 5 nos. non-integrated substations (Trial order)	Rs. 1.98 Crores	3 months	FY 2025-26 Rs. 1.98 Crores	TGSPDCL				
(iv)	SCADA Automation for Integration of 34 nos. non-integrated substations (Repeat Order)	Rs. 11.80 Crores	6 months	FY 2025-26 Rs. 11.80 Crores	TGSPDCL				
(v)	Supply, Erection and commissioning of Communicable 216 Nos FPI Sets on 33KV feeders in Metro Zone area	Rs. 3.08 Crores	3 months	FY 2024-25 Rs. 3.08 Crores	TGSPDCL			To remotely monitor appearance of faults on an Overhead 33kV Voltage network so that to localize faulty sections and send patrols for rectification of fault/reconfiguration of the network accordingly	Note approved by Chairman & Managing Director/ TGSPDCL

SINo	Description of the Project/Work	Total Cost of the Proposal	Duration of the Project/Work	Financial Year-wise break up estimation (Rs. In crores)	Source of Funding	Breakup of Grant or Fund if funding from external source	Details of External Funding	Benefits/Outcome of the project/proposal	Administrative approval of the project/proposal (both soft & hard copies)
(vi)	Supply, Erection and commissioning of Communicable 216 Nos FPI Sets on 33KV feeders in Medchal Zone Area (Repeat Order)	Rs. 3.08 Crores	3 months	FY 2024-25 Rs. 3.08 Crores	TGSPDCL			To remotely monitor appearance of faults on an Overhead 33kV Voltage network so as to localize faulty sections for rectification of fault/reconfiguration of the network accordingly	Note approved by Chairman & Managing Director/ TGSPDCL
(vii)	Supply, Erection and commissioning of 22 Nos Communicable FPI Sets on 33KV feeders in RR Zone Area (Trial order)	Rs. 0.2985 Crores	2 months	FY 2025-26 Rs. 0.2985 Crores	TGSPDCL				
(viii)	Supply, Erection and commissioning of 129No. Communicable FPI Sets on 33kV feeders in Medchal & RR Zone areas	Rs. 1.83 Crores	3 months	FY 2025-26 Rs. 1.83 Crores	TGSPDCL				
(ix)	Supply, Installation, configuration and commissioning of networking equipment for SCADA control center and field locations in SCADA-DMS project of TGSPDCL in Telangana state.	Rs. 9.17 Crores	3 months	FY 2025-26 Rs. 9.17 Crores	TGSPDCL			The 2G setup to be replaced with Routers and Modems having dual SIM 4G/5G capabilities. This will enable seamless redundancy, reduce the recurring connectivity costs, significantly enhance network reliability, reduce downtime due to communication failures and ensures robust SCADA system performance.	Note approved by Chairman & Managing Director/ TGSPDCL

S.No	Description of the Project/Work	Total Cost of the Proposal	Duration of the Project/Work	Financial Year-wise break up estimation (Rs. In crores)	Source of Funding	Breakup of Grant or Fund if funding from external source	Details of External Funding	Benefits/Outcome of the project/proposal	Administrative approval of the project/proposal (both soft& hard copies)
(x)	Extending FMS services for maintenance of 222 SCADA integrated substations in SCADA DMS Project and SCADA control center (for a period of three years) of TGSPDCL in Telangana state.	Rs. 4.16 Crores	36 months	FY 2025-26 Rs. 1.38 Crores FY 2026-27 Rs. 1.39 Crores FY 2027-28 Rs. 1.39 Crores	TGSPDCL			Software and hardware maintenance of 222 SCADA integrated substations during Facility Management Services (FMS) period along with Supervision & Operation of the SCADA/DMS System	Note approved by Chairman & Managing Director/ TGSPDCL
8	OH to UG Cabling in TCUR area (10 Circles)	Rs. 14725 Crores	30 Months (Tentative)	DPR submitted to Government of Telangana for Approval				To improve reliability and power quality, Enhance public safety and reduce electrical accidents, Mitigate issues related to ROW and pole encroachments, Improve urban aesthetics. Proposed as one of the Component in RDSS and submitted to Principal Secretary/ Energy Department, Govt of Telangana for approval.	Note Approved for DPR cost for an amount of Rs. 13,639 Crores. Revised DPR cost for Rs. 14725 Crores submitted to Govt of Telangana for approval.



**SOUTHERN POWER DISTRIBUTION COMPANY OF TELANGANA LIMITED**  
**TGSPDCL (erstwhile TSSPDCL)**

O/o. Chief Engineer (P&MM),  
TGSPDCL, 4<sup>th</sup> Floor, Corporate Office,  
Mint Compound, Hyderabad-500004.

**U.O to Chief Engineer/IPC :**

Sub: - TGSPDCL – P&MM wing – Procurement of DTR Smart meters on LV Side of Three Phase and Single Phase DTRs in TGSPDCL and TGNPDCL -- Reg.

- Ref: 1. U.O No. CE(IPC & RAC)/SE(RAC)/DE(RAC)/ADE2/F.No.E215/D.No.449/25,  
Dt: 13-10-2025  
2. U.O No. CE(O&M)/SE(O&M)/DE(O&M)-III/D.No.2584/25-26, Dt: 16-10-2025  
3. Lr. No. CMD/TGNPDCL/HNK/CE/PMM/GM/DE/P1/A1/D.No.6899/25  
Dt: 09-10-2025  
4. Approved note file dated 23-10-2025

\*\*\*


With reference to the above, the Chief Engineer/IPC & RAC/TGSPDCL vide their letter dated 13-10-2025 has communicated the Minutes of first Telangana Power Planning and Coordination Committee (TGPPCC) Meeting in which it is stating that, the committee discussed the implementation of DTR Smart metering in view of formation of Third Discom, with plans to be taken up for the project and asked TGSPDCL and TGNPDCL to come up with detailed proposal.

Further, the Chairman and Managing Director/TGNPDCL vide their letter dated 09-10-2025 has communicated the quantity for providing DTR Smart Meters on LV side of **3,45,967 Nos.** existing DTRs (Three Phase – 2,75,971 Nos. and Single Phase – 69,996 Nos.) in TGNPDCL jurisdiction duly giving the authorization to TGSPDCL to procure the same.

Also, the indent is received from the Chief Engineer/O&M/TGSPDCL for 5,94,955 Nos. existing DTRs (Agricultural and Non-Agricultural) (Three phase – 4,85,649 Nos. and Single phase – 1,09,306 Nos. )

In this regard, it is to submit that the total requirement of DTR Smart Meters for TGSPDCL and TGNPDCL is as below.

Sl. No.	Meters required	TGSPDCL	TGNPDCL	TOTAL
1	Smart Meters for Single Phase DTRs	1,09,306 Nos.	69,996 Nos.	1,79,302 Nos.
2	Smart Meters for Three Phase DTRs	4,85,649 Nos.	2,75,971 Nos.	7,61,620 Nos.
Total		5,94,955 Nos.	3,45,967 Nos.	9,40,922 Nos.



Contd...2

In view of the above, the tender if proposed in OPEX Model for the indent submitted, the cost of per Meter per Month is as below with following conditions (as approved in the note file for Supply, Installation and Commissioning of Smart meters for Government services against tender specification No. STN-1463/2025).

- 1) Providing of Server and providing of SIM cards by TGSPDCL and TGNPDCL – It will be intimated to Chief Engineer/IT for necessary action about the server space.
- 2) As it is OPEX Model the PBG will be proposed to 2%.
- 3) Installation of Meter will be in the scope of the bidder.

Sl. No.	Name of the Discom	Description	Required No. of Smart Meters with PP Box	Approx. Cost of the Meter (Rs. Ps.)	1% Installation + 2% PBG (Rs. Ps.)	Total (Rs. Ps.)	Approx. Meter cost incl. Financial Charges @ 9% per annum for 5 years (Rs. Ps.)	Approx. FMS charges per Meter per Month (Rs. Ps.)	Approx. FMS charges per Meter for 5 years (Rs. Ps.)	Approx. Cost of the Project in Crores	Approx. per Meter per Month cost (Rs. Ps.)
			(a)	(b)	(c)	(d=b+c)	e = d + (d*9% X5 Yr.)	(f)	g = (f X 60)	h = a (e+g)	(h/a/60)
1	TGSPDCL	LT CT Smart Meters for Single Phase DTRs.	1,09,306	6,000	180	6,180	8,961.00	25	1,500	114.345	174.35
2		LT CT Smart Meters for Three Phase DTRs.	4,85,649	12,000	360	12,360	17922.00	25	1,500	943.23	323.70
TGSPDCL Total										1,057.58	
3	TGNPDCL	LT CT Smart Meters for Single Phase DTRs.	69,996	6,000	180	6,180	8,961.00	25	1,500	73.22	174.35
4		LT CT Smart Meters for Three Phase DTRs.	2,75,971	12,000	360	12,360	17922.00	25	1,500	535.99	323.70
TGNPDCL Total										609.21	
Total Project cost for Single Phase Smart Meters (TGSPDCL + TGNPDCL)										187.57	
Total Project cost for Three Phase Smart Meters (TGSPDCL + TGNPDCL)										1479.22	
TOTAL PROJECT COST (Single Phase & Three Phase) (TGSPDCL + TGNPDCL) IN OPEX MODEL										1,666.79	

The approximate financial commitment for the above procurement works out to **Rs. 1,666.79 Crores.**

In this connection, a note is approved and the copy is herewith communicated to place the above proposal to Telangana Power Planning and Coordination Committee (TGPPCC) for necessary action.

Encl : As above

  
CHIEF ENGINEER/P&MM

To,  
The Chief Engineer/IPC/TGSPDCL

**Copy Submitted to:**

The Director/Operations and P&MM/TGNPDCL

The Director/Operations, P&MM, IPC & RAC, Energy Audit, DPE, Assessments/TGSPDCL

The Divisional Engineer/Tech to CMD/TGSPDCL

U.O.No.CE/P&MM/E-31/D.No.6444/25-26, Dt:24-10-2025

\\10.10.106.46\d\p1\UO File\UO to CGM (IPC)\UO to CGM (IPC) - Smart Meter.doc



**SOUTHERN POWER DISTRIBUTION COMPANY OF TELANGANA LIMITED**

**NOTE:**

Sub: P&MM wing – Procurement of DTR Smart meters on LV Side of Three Phase and Single Phase DTRs in TGSPDCL and TGNPDCL - Reg.

\* \* \*

The Chief Engineer/IPC & RAC/TGSPDCL vide their letter dated 13-10-2025 has communicated the Minutes of first Telangana Power Planning and Coordination Committee (TGPPCC) Meeting in which it is stating that, the committee discussed the implementation of DTR Smart metering in view of formation of Third Discom, with plans to be taken up for the project and asked TGSPDCL and TGNPDCL to come up with detailed proposal.

2. In view of the above, the Chief Engineer/O&M/ TGSPDCL was requested to furnish the information of Phase wise (Single Phase & Three Phase) total No. of Distribution Transformers existing in the field for procurement of DTR Smart meters.

3. Accordingly the Chief Engineer/O&M has furnished the indent vide U.O. Note Dt.16-10-2025 for **5,94,955 Nos.** existing DTRs in TGSPDCL jurisdiction ( Three phase – 4,85,649 Nos. and Single phase – 1,09,306 Nos. )

4. Further, the Chairman and Managing Director/TGNPDCL vide their letter dated 09-10-2025 has communicated the quantity for providing DTR Smart Meters on LV side of **3,45,967 Nos.** existing DTRs (Three Phase – 2,75,971 Nos. and Single Phase – 69,996 Nos.) in TGNPDCL jurisdiction duly giving the authorization to TGSPDCL to procure the same.

5. The Chairman and Managing Director/TGNPDCL has also stated that,

a) The Director/Operation & P&MM and Chief Engineer/P&MM of TGNPDCL will be the part of the committee members for tendering, evaluation, negotiations & Finalizing the purchase orders for supply and providing of Smart Meters to the DTRs on LV Side.

b) It may be examined to provide separate MDMS & HES for each Discom for the above Smart Meters.

6. In this regard, it is to submit that the total requirement of DTR Smart Meters for TGSPDCL and TGNPDCL is as below.

Sl. No.	Meters required	TGSPDCL	TGNPDCL	TOTAL
1	Smart Meters for Single Phase DTRs	1,09,306 Nos.	69,996 Nos.	1,79,302 Nos.
2	Smart Meters for Three Phase DTRs	4,85,649 Nos.	2,75,971 Nos.	7,61,620 Nos.
Total		5,94,955 Nos.	3,45,967 Nos.	9,40,922 Nos.

7. Further, the tender if proposed in OPEX Model for the indent submitted, the cost of per Meter per Month is as below with following conditions (as approved in the note file for Supply, Installation and Commissioning of Smart meters for Government services against tender specification No. STN-1463/2025).

1) Providing of Server and providing of SIM cards by TGSPDCL – It will be intimated to Chief Engineer/IT for necessary action about the server space.

2) As it is OPEX Model the PBG will be proposed to 2%.

3) Installation of Meter will be in the scope of the bidder.

Sl. No.	Name of the Discom	Description	Required No. of Smart Meters with PP Box	Approx. Cost of the Meter (Rs. Ps.)	1% Installation + 2% PBG (Rs. Ps.)	Total (Rs. Ps.)	Approx. Meter cost incl. Financial Charges @ 9% per annum for 5 years (Rs. Ps.)	Approx. FMS charges per Meter per Month (Rs. Ps.)	Approx. FMS charges per Meter for 5 years (Rs. Ps.)	Approx. Cost of the Project In Crores	Approx. per Meter per Month cost (Rs. Ps.)
			(a)	(b)	(c)	(d=b+c)	e = d + (d*9% X 5 Yr.)	(f)	g = (f X 60)	h = a (e+g)	(h/a/60)
1	TGSPDCL	LT CT Smart Meters for Single Phase DTRs.	1,09,306	6,000	180	6,180	8,961.00	25	1,500	114.345	174.35
2		LT CT Smart Meters for Three Phase DTRs.	4,85,649	12,000	360	12,360	17922.00	25	1,500	943.23	323.70
TGSPDCL Total										1,057.58	
3	TGNPDCL	LT CT Smart Meters for Single Phase DTRs.	69,996	6,000	180	6,180	8,961.00	25	1,500	73.22	174.35
4		LT CT Smart Meters for Three Phase DTRs.	2,75,971	12,000	360	12,360	17922.00	25	1,500	535.99	323.70
TGNPDCL Total										609.21	
Total Project cost for Single Phase Smart Meters (TGSPDCL + TGNPDCL)										187.57	
Total Project cost for Three Phase Smart Meters (TGSPDCL + TGNPDCL)										1479.22	
TOTAL PROJECT COST (Single Phase & Three Phase) (TGSPDCL + TGNPDCL) IN OPEX MODEL										1,666.79	


8. The approximate financial commitment for the above procurement works out to Rs. 1,666.79 Crores.

Contd...3

9. In view of the above, it is proposed to place the above details to Telangana Power Planning and Coordination Committee (TGPPCC) for kind perusal and further necessary instructions please.

10. On approval the same will be communicated to Chief Engineer/ IPC & RAC for placing the same before Telangana Power Planning and Coordination Committee (TGPPCC).

AE ADE BE CHIEF ENGINEER/P&MM  
17/10/25




DIRECTOR/OPERATION, P&MM & MASTER PLAN

DIRECTOR/ PROJECTS, IT & HRD


13.

DIRECTOR/COMMERCIAL, IPC & RAC, EA, DPE and ASSESSMENTS




14.

DIRECTOR/FINANCE, REVENUE, LEGAL & IR



15.

CHAIRMAN AND MANAGING DIRECTOR



Procurement of Smart meters - TGSPDCL and TGNPDCL - Copy.doc

Put to Govt for approval through 18c.  
18/10/25

**SOUTHERN POWER DISTRIBUTION COMPANY OF TELANGANA LIMITED**  
6-1-50, Corporate Office, Mint Compound, Hyderabad - 63

**O/o The Chief Engineer**  
**(Operation & Maintenance)**

**U.O. to Chief Engineer(P&MM):**

Sub:- TGSPDCL - O&M - Phase wise total No. of Distribution Transformers existing in the field as on 30.09.2025(as per SAP) - Data furnished - Reg.

Ref:- U.O.CE/P&MM/D.No:6192/25, Dt:14.10.2025.

\*\*\*\*

With reference to the subject cited above, the information of Phase wise total No. of Distribution Transformers existing in the field as on 30.09.2025(as per SAP) is herewith enclosed for taking further necessary action please.

Encl: As above

**Chief Engineer**  
**Operation & Maintenance**  
**TGSPDCL, Hyderabad.**

**To**  
**The Chief Engineer/P&MM/TGSPDCL**

**U.O.No.CE(O&M)/SE(O&M)/DE(O&M)-III/D.No. 2584/25-26, Dt: 16.10.25.**

**DISTRIBUTION TRANSFORMERS EXISTING AS ON 30.09.2025**

Circle	AGL DTRs			Other than AGL DTRs			Total DTRs		
	1-Ph DTRs	3-Ph DTRs	Total DTRs	1-Ph DTRs	3-Ph DTRs	Total DTRs	1-Ph DTRs	3-Ph DTRs	Total DTRs
Mahboobnagar	2122	14499	16621	4,120	5,620	9,740	6,242	20,119	26,361
Narayanpet	1979	12954	14933	1,906	2,222	4,128	3,885	15,176	19,061
Wanaparthy	1455	15670	17125	2,852	2,103	4,955	4,307	17,773	22,080
Nagarkurnool	2812	26287	29099	4,580	4,476	9,056	7,392	30,763	38,155
Gadwal	1569	11695	13264	2,987	3,301	6,288	4,556	14,996	19,552
Nalgonda	5601	47927	53528	11,761	10,179	27,931	17,362	64,097	81,459
Yadadri	1918	24095	26013	5,284	4,723	10,007	7,202	28,818	36,020
Suryapet	3127	31752	34879	6,324	6,561	12,885	9,451	38,313	47,764
Medak	1398	24073	25471	4,292	3,586	7,878	5,690	27,659	33,349
Sangareddy	1884	17091	18975	6,877	14,866	21,743	8,761	31,957	40,718
Vikarabad	2841	15209	18050	6,758	4,829	11,587	9,599	20,036	29,637
Siddipet	937	17299	18236	6,150	16,146	22,296	7,087	33,445	40,532
<b>NON GHMC TOTAL</b>	<b>27643</b>	<b>258551</b>	<b>286194</b>	<b>63,891</b>	<b>84,603</b>	<b>148,494</b>	<b>91,534</b>	<b>343,154</b>	<b>434,688</b>
Cybercity	969	2903	3872	4,461	21,923	26,384	5,430	24,826	30,256
Rajendranagar	2616	12436	15052	4,379	14,407	18,786	6,995	26,843	33,838
Saroornagar	362	3084	3446	1,776	13,998	15,774	2,138	17,082	19,220
Medchal	430	1766	2196	1,903	21,085	22,988	2,333	22,851	25,184
Habsiguda	58	360	418	540	14,842	15,382	598	15,202	15,800
Banjara Hills	0	0		209	10,028	10,237	209	10,028	10,237
Secunderabad	0	2	2	28	8,230	8,258	28	8,232	8,260
Hyd South	0	1	1	14	7632	7646	14	7,633	7,647
Hyd Central	0	0	0	27	9,798	9,825	27	9,798	9,825
<b>GHMC TOTAL</b>	<b>4435</b>	<b>20552</b>	<b>24987</b>	<b>13,337</b>	<b>121,943</b>	<b>135,280</b>	<b>17,772</b>	<b>142,495</b>	<b>160,267</b>
<b>TGSPDCL</b>	<b>32078</b>	<b>279103</b>	<b>311181</b>	<b>77,228</b>	<b>206,546</b>	<b>283,774</b>	<b>109,306</b>	<b>485,649</b>	<b>594,955</b>

OFFICE OF THE  
 CHIEF ENGINEER,  
 TAMIL NADU ELECTRICITY  
 CORPORATION,  
 CHENNAI-600 004.

**NORTHERN POWER DISTRIBUTION COMPANY OF TELANGANA LIMITED.**  
**CORPORATE OFFICE :: HANUMAKONDA - 506001.**

**From**  
The Chairman & Managing Director,  
TGNPDCL, 1<sup>st</sup> Floor,  
H. No. 2-5-31/2, Corporate Office,  
Vidyuth Bhavan, Nakkalagutta,  
Hanumakonda - 506 001.

**To**  
The Chairman & Managing Director,  
TGSPDCL, 4<sup>th</sup> Floor,  
Corporate office,  
Mint Compound,  
Hyderabad.

Lr.No.CMD/TGNPDCL/HNK/CE/PMM/GM/DE/P1/A1/D.No.6899/25, Dt.09-10-2025.

Sir,

Sub: P&MM/TGNPDCL/HNK:- Providing of smart meters on LV side to all DTRs in TGNPDCL jurisdiction - Authorization to TGSPDCL to procure & provide to DTRs on behalf of TGNPDCL - Reg.

@@@@


TGNPDCL has proposed to provide the Smart Meters on LV Side to 3-Ph and 1-Ph DTRs in TGNPDCL area for the following quantities:

- (i) Smart Meters for 3-Ph DTRs - 2,75,971 Nos.
- (ii) Smart Meters for 1-Ph DTRs - 69,996 Nos.

**Total - 3,45,967 Nos.**

2. In this regard, authorization is given to TGSPDCL to procure and provide the above quantities of LV side Smart Meters to 3-Ph and 1-Ph DTRs in TGNPDCL area.
3. Further, the Director/Operation & P&MM and Chief Engineer/P&MM of TGNPDCL will be the part of the Committee members for tendering, evaluation, negotiations & Finalizing the Purchase Orders for supply and providing of Smart Meters to the DTRs on LV side.
4. It may be examined to provide separate MDMS & HES for each Discom for the above Smart Meters.
5. In view of the above, it is requested to procure the Smart meters for providing on LV side of the DTRs in TGNPDCL for the above quantity.

Yours faithfully

  
Chairman & Managing Director,  
TGNPDCL, Hanumakonda.

**Copy to:**

The Chief Engineer/P&MM/TGSPDCL/Hyderabad.  
The Chief Engineer/P&MM/TGNPDCL/Hanumakonda.  
The Director/Operation/TGNPDCL/Hanumakonda.  
The Director/Operation/TGSPDCL/Hyderabad.

**TGSPDCL**  
**Tariff Filing Formats - Wheeling and Retail Supply**  
**Checklist**

Form	Title	Tick
Form 15	Operation and Maintenance Expenses	✓
Form 15.1	Employee Expenses	✓
Form 15.2	Administration & General Expenses	✓
Form 15.3	Repair & Maintenance Expenses	✓
Form 16	Summary of Capital Expenditure and Capitalisation	✓
Form 16.1	Statement of Capitalisation	✓
Form 16.2	Financing of Capitalisation	✓
Form 17	Fixed Assets & Depreciation	✓
Form 18	Interest and finance charges on loan	✓
Form 19	Interest on working capital	✓
Form 20	Return on Equity	✓
Form 21	Non-Tariff Income	✓
Form 22	Income from Other Businesses	✓
Form 23	Receipts on account of Cross Subsidy Surcharge and Additional Su	✓



**TGSPDCL**

**Form 1: Aggregate Revenue Requirement**

**A) Distribution Wheeling Business + Retail Supply Business**

Rs Cr

S. No.	Particulars	Reference	Base Year 'n'	Control Period	
			April - March	n+1	n+2
			Estimated	Projected	Projected
5	Operation & Maintenance Expenses	Form 15	4025.43	4257.64	4524.35
6	Depreciation	Form 17	809.32	911.43	1148.75
7	Interest and finance charges on loan	Form 18	533.88	651.91	933.74
8	Interest on Working Capital	Form 19	126.30	139.18	149.97
9	Interest on Consumer Security Deposits	Form 19			
10	Return on Equity	Form 20	301.54	329.01	481.87
	Other Expenses		25.60		
11	Less:				
11.1	Income from Open Access charges	Form 23	16.70	1.20	1.20
11.2	Non-Tariff Income	Form 21	570.44	483.27	531.65
11.3	Income from Other Business	Form 22	0.00	0.00	0.00
12	Add:				
12.1	Impact of true-up for prior period	Form 28	0.00	0.00	0.00
13	<b>Aggregate Revenue Requirement</b>		<b>5234.93</b>	<b>5804.70</b>	<b>6705.83</b>

**B) Distribution Wheeling Business**

Rs Cr

S. No.	Particulars	Reference	Base Year 'n'	Control Period	
			April - March	n+1	n+2
			Estimated	Projected	Projected
1	Operation & Maintenance Expenses	Form 15	3622.89	3831.88	4071.92
2	Depreciation	Form 17	728.39	820.29	1033.87
3	Interest and finance charges on loan	Form 18	480.50	586.72	840.37
4	Interest on Working Capital	Form 19	126.30	139.18	149.97
5	Return on Equity	Form 20	271.38	296.11	433.69
6	Less:				
6.1	Income from Open Access charges	Form 23	16.70	1.20	1.20
6.2	Non-Tariff Income	Form 21	570.44	483.27	531.65
6.3	Income from Other Business	Form 22	0.00	0.00	0.00
7	Add:				
7.1	Impact of true-up for prior period	Form 28			
8	<b>Aggregate Revenue Requirement</b>		<b>4642.31</b>	<b>5,190</b>	<b>5,997</b>

**C) Retail Supply Business**

Rs Cr

S. No.	Particulars	Reference	Base Year 'n'	Control Period	
			April - March	n+1	n+2
			Estimated	Projected	Projected
5	Operation & Maintenance Expenses	Form 15	402.54	425.76	452.44
6	Depreciation	Form 17	80.93	91.14	114.87
7	Interest and finance charges on loan	Form 18	53.39	65.19	93.37
8	Interest on Working Capital	Form 19	0.00	0.00	0.00
9	Interest on Consumer Security Deposits	Form 19			
10	Return on Equity	Form 20	30.15	32.90	48.19
11	Less:				
11.1	Income from Open Access charges	Form 23	0.00	0.00	0.00
11.2	Non-Tariff Income	Form 21	0.00	0.00	0.00
11.3	Income from Other Business	Form 22	0.00	0.00	0.00
12	Add:				
12.1	Impact of true-up for prior period	Form 28			
13	<b>Aggregate Revenue Requirement</b>		<b>567.02</b>	<b>615</b>	<b>709</b>

Southern Power Distribution Company of Telangana  
Form 15: Operation and Maintenance Expenses

**A) Wire Business + Retail Supply Business**

Rs Cr

S. No.	Particulars	Reference	Year (n-1)		Base Year	Control Period	
			Apr-Mar	True-Up requirement	Apr - Mar	n+1	n+2
			Audited	Claimed	Estimated	Projected	Projected
1	Employee Expenses	Form 15.1	3166.15	3166.15	3,611.43	3,820.53	4,041.74
2	A&G Expenses	Form 15.2	154.63	154.63	201.04	210.95	221.35
3	R & M Expenses	Form 15.3	181.55	181.55	212.96	226.16	261.26
4	Total O&M Expenses		3502.33	3502.33	4,025.43	4,257.64	4,524.35

**B) Wire Business**

Rs Cr

S. No.	Particulars	Reference	Year (n-1)		Base Year	Control Period	
			Apr-Mar	True-Up requirement	Apr - Mar	n+1	n+2
			Audited	Claimed	Estimated	Projected	Projected
1	Employee Expenses	Form 15.1	2,849.54	2849.54	3,250.29	3,438.48	3,637.57
2	A&G Expenses	Form 15.2	139.17	139.17	180.94	189.86	199.22
3	R & M Expenses	Form 15.3	163.40	163.40	191.66	203.54	235.14
4	Total O&M Expenses		3152.10	3152.10	3,622.89	3,831.88	4,071.92

**C) Retail Supply**

Rs Cr

S. No.	Particulars	Reference	Year (n-1)		Base Year	Control Period	
			Apr-Mar	True-Up requirement	Apr - Mar	n+1	n+2
			Audited	Claimed	Estimated	Projected	Projected
1	Employee Expenses	Form 15.1	361.14	361.14	361.14	382.05	404.17
2	A&G Expenses	Form 15.2	20.10	20.10	20.10	21.10	22.14
3	R & M Expenses	Form 15.3	21.30	21.30	21.30	22.62	26.13
4	Total O&M Expenses		402.54	402.54	402.54	425.76	452.44

**TGSPDCL**  
**Employee Expense**

**A) Distribution Wire Business + Retail Supply Business**

Rs Cr

S.No.	Particulars	Year (n-2)	Year (n-1)	Base Year 'n'	Control Period	
		Apr-Mar	Apr-Mar	Apr - Mar	n+1	n+2
		Audited	Audited	Audited	Projected	Projected
21	Gross Employee Expenses	3178.88	3275.06	3611.43	3887.26	8639.12
22	Less: Expenses Capitalised	-97.78	-102.45	-116.27	-125.15	-130.37
23	Net Employee Expenses	3081.10	3172.61	3495.16	3762.11	8508.75

**Distribution Wire Business**

Rs Cr

S.No.	Particulars	Year (n-2)	Year (n-1)	Base Year 'n'	Control Period	
		Apr-Mar	Apr-Mar	Apr - Mar	n+1	n+2
		Audited	Audited	Audited	Projected	Projected
21	Gross Employee Expenses	2,860.99	2,947.55	3,250.29	3498.54	7775.21
22	Less: Expenses Capitalised	-88.00	-92.21	-104.64	-112.64	-117.33
23	Net Employee Expenses	2,948.99	3,039.76	3,354.93	3385.90	7657.87

**Retail Supply Business**

Rs Cr

S.No.	Particulars	Year (n-2)	Year (n-1)	Base Year 'n'	Control Period	
		Apr-Mar	Apr-Mar	Apr - Mar	n+1	n+2
		Audited	Audited	Audited	Projected	Projected
21	Gross Employee Expenses	444.88	548.55	571.86	388.73	863.91
22	Less: Expenses Capitalised	-6.99	-8.65	-11.63	-12.52	-13.04
23	Net Employee Expenses	451.87	557.19	583.48	376.21	850.87

TGSPDCL  
Form 15.2: Administration & General Expenses

A) Distribution Wire Business + Retail Supply Business

Rs Cr

S. No.	Particulars	Year (n-1)	Base Year 'n'	Control Period	
		Apr-Mar	Apr - Mar	n+1	n+2
		Audited	Audited	Projected	Projected
29	Gross A &G Expenses	172.70	224.53	235.60	247.22
30	Less: Expenses Capitalised	18.07	23.49	24.65	25.87
31	Net A &G Expenses	154.63	201.04	210.95	221.35

Distribution Wire Business

Rs Cr

S. No.	Particulars	Year (n-1)	Base Year 'n'	Control Period	
		Apr-Mar	Apr - Mar	n+1	n+2
		Audited	Audited	Projected	Projected
29	Gross A &G Expenses	155.43	154.70	162.33	170.33
30	Less: Expenses Capitalised	16.26	21.14	22.19	23.28
31	Net A &G Expenses	139.17	133.56	140.14	147.05

Retail Supply Business

Rs Cr

S. No.	Particulars	Year (n-1)	Base Year 'n'	Control Period	
		Apr-Mar	Apr - Mar	n+1	n+2
		Audited	Audited	Projected	Projected
29	Gross A &G Expenses	17.27	17.19	18.04	18.93
30	Less: Expenses Capitalised	1.81	2.35	2.47	2.59
31	Net A &G Expenses	15.46	14.84	15.57	16.34

Southern Power Distribution Company of Telangana  
Form 15.3: Repair & Maintenance Expenses

**A) Distribution Wire Business + Retail Supply Business**

S. No.	Particulars	Year (n-4)	Year (n-3)	Year (n-2)	Year (n-1)	Base	Control Period	
		Apr-Mar	Apr-Mar	Apr-Mar	Apr-Mar	Apr - Mar	n+1	n+2
		Audited	Audited	Audited	Audited	Audited	Projected	Projected
1	Plant & Machinery	68.88	77.60	87.77	120.94	106.23	150.42	162.91
2	Buildings	1.62	1.61	1.50	0.06	0.05	0.07	0.08
3	Civil Works	6.86	8.29	12.39	9.97	8.76	12.40	13.43
4	Hydraulic Works	0.00	0.00	0.00	0.00	0.00	0.00	0.00
5	Lines & Cable Networks	32.19	56.68	49.90	63.63	55.89	79.14	85.71
6	Vehicles	2.14	1.17	40.10	39.30	34.52	48.88	52.94
7	Furniture & Fixtures	0.46	0.50	0.34	0.00	0.00	0.00	0.00
8	Office Equipment	1.38	0.60	4.41	0.01	0.01	0.01	0.01
9	Computer & IT Equipment, Air Conditioners	3.55	1.68	2.29	8.47	7.44	10.53	11.41
10	Air Conditioners	0.11	0.11	0.01	0.06	0.05	0.07	0.08
11	<b>Gross R&amp;M Expenses</b>	<b>117.21</b>	<b>148.24</b>	<b>198.71</b>	<b>242.44</b>	<b>212.96</b>	<b>301.54</b>	<b>326.58</b>
12	Gross Fixed Assets at beginning of year	16,417.37	17,612.82	19,014.96	22,196.41	22,196.41	23,948.09	25,936.17
13	R&M Expenses as % of GFA at beginning of year				0.01	0.01	0.01	0.01

**B) Distribution Wire Business**

S. No.	Particulars	Year (n-4)	Year (n-3)	Year (n-2)	Year (n-1)	Base	Control Period	
		Apr-Mar	Apr-Mar	Apr-Mar	Apr-Mar	Apr - Mar	n+1	n+2
		Audited	Audited	Audited	Audited	Audited	Projected	Projected
1	Plant & Machinery	62.00	69.84	78.99	108.85	95.61	135.38	146.62
2	Buildings	1.46	1.45	1.35	0.05	0.05	0.07	0.07
3	Civil Works	6.18	7.46	11.15	8.97	7.88	11.16	12.09
4	Hydraulic Works	0.00	0.00	0.00	0.00	0.00	0.00	0.00
5	Lines & Cable Networks	28.97	51.01	44.91	57.27	50.30	71.23	77.14
6	Vehicles	1.93	1.05	36.09	35.37	31.07	43.99	47.65
7	Furniture & Fixtures	0.42	0.45	0.31	0.00	0.00	0.00	0.00
8	Office Equipment	1.24	0.54	3.97	0.01	0.01	0.01	0.01
9	Computer & IT Equipment, Air Conditioners	3.20	1.51	2.06	7.62	6.70	9.48	10.27
10	Air Conditioners	0.10	0.10	0.01	0.05	0.05	0.07	0.07
11	<b>Gross R&amp;M Expenses</b>	<b>105.49</b>	<b>133.41</b>	<b>178.84</b>	<b>218.20</b>	<b>191.66</b>	<b>271.39</b>	<b>293.92</b>
12	Gross Fixed Assets at beginning of year	14,775.63	15,851.54	17,113.46	19,976.77	19,976.77	21,553.28	23,342.55
13	R&M Expenses as % of GFA at beginning of year				0.01	0.01	0.01	0.01

**C) Retail Supply Business**

Rs Cr

S. No.	Particulars	Year (n-4)	Year (n-3)	Year (n-2)	Year (n-1)	Base	Control Period	
		Apr-Mar	Apr-Mar	Apr-Mar	Apr-Mar	Apr - Mar	n+1	n+2
		Audited	Audited	Audited	Audited	Audited	Projected	Projected
1	Plant & Machinery	6.89	7.76	8.78	12.09	10.62	15.04	16.29
2	Buildings	0.16	0.16	0.15	0.01	0.01	0.01	0.01
3	Civil Works	0.69	0.83	1.24	1.00	0.88	1.24	1.34
4	Hydraulic Works	0.00	0.00	0.00	0.00	0.00	0.00	0.00
5	Lines & Cable Networks	3.22	5.67	4.99	6.36	5.59	7.91	8.57
6	Vehicles	0.21	0.12	4.01	3.93	3.45	4.89	5.29
7	Furniture & Fixtures	0.05	0.05	0.03	0.00	0.00	0.00	0.00
8	Office Equipment	0.14	0.06	0.44	0.00	0.00	0.00	0.00
9	Computer & IT Equipment, Air Conditioners	0.36	0.17	0.23	0.85	0.74	1.05	1.14
10	Air Conditioners	0.01	0.01	0.00	0.01	0.01	0.01	0.01
11	<b>Gross R&amp;M Expenses</b>	<b>11.72</b>	<b>14.82</b>	<b>19.87</b>	<b>24.24</b>	<b>21.30</b>	<b>30.15</b>	<b>32.66</b>
12	Gross Fixed Assets at beginning of year	1,641.74	1,761.28	1,901.50	2,219.64	2,219.64	2,394.81	2,593.62
13	R&M Expenses as % of GFA at beginning of year				0.01	0.01	0.01	0.01

TSSPDCL DB MYT FORMATS 5TH CP\_ARR\_FY27 (2)  
Southern Power Distribution Company of Telangana  
Form 17: Fixed Assets & Depreciation

A) Distribution Wire Business + Retail Supply Business

S.No.	Asset Group	Base Year 'n'									
		Gross fixed Assets				Provisions for depreciation				Net fixed Assets	
		At the beginning of the year	Additions during the year	Adjust. & deductions	At the end of the year	Cumulative upto the beginning of the year	Additions during the year	Adjust. during the year	Cumulative at the end of the year	At the beginning of the year	At the end of the year
1	Land	8.64	0.00	0.00	8.64		0.00	0.00	0.00	8.64	8.64
2	Land held under lease	0.00	0.00	0.00	0.00		0.00	0.00	0.00	0.00	0.00
3	Buildings & Civil engineering works										
	a.)office and showrooms	383.76	13.01	0.00	396.78	131.50	4.32	0.00	135.82	252.27	260.96
	b.)Temporary erection such as wooden structures	0.00	0.00	0.00	0.00	0.00	0.00	0.00	0.00	0.00	0.00
	c.)Road other than Kutcha roads	0.00	0.00	0.00	0.00	0.00	0.00	0.00	0.00	0.00	0.00
	d.)others	229.23	6.95	0.00	236.18	51.97	6.91	0.00	58.89	177.26	177.29
4	Transformer										
	i)Power Transformer	9719.22	794.69	0.00	10513.91	5104.39	436.26	0.00	5540.65	4614.83	4973.26
	ii)Distribution Transformer										
	<100kVA	0.00	0.00	0.00	0.00	0.00	0.00	0.00	0.00	0.00	0.00
	>=100kVA	0.00	0.00	0.00	0.00	0.00	0.00	0.00	0.00	0.00	0.00
5	Switchgear										
	Circuit breaker(33kV S/s)	0.00	0.00	0.00	0.00	0.00	0.00	0.00	0.00	0.00	0.00
	Circuit breaker(V)	0.00	0.00	0.00	0.00	0.00	0.00	0.00	0.00	0.00	0.00
	Isolators	0.00	0.00	0.00	0.00	0.00	0.00	0.00	0.00	0.00	0.00
	Bus couplers	0.00	0.00	0.00	0.00	0.00	0.00	0.00	0.00	0.00	0.00
6	Lighting Arrestors	0.00	0.00	0.00	0.00	0.00	0.00	0.00	0.00	0.00	0.00
7	Batteries	0.00	0.00	0.00	0.00	0.00	0.00	0.00	0.00	0.00	0.00
8	Overhead lines including supports:										
	i)11kV and above	9503.28	804.96	0.00	10308.23	4500.59	254.07	0.00	4754.66	5002.68	5553.57
	ii.)LT Lines	0.00	0.00	0.00	0.00	0.00	0.00	0.00	0.00	0.00	0.00
9	Underground lines including joint box and disconnected boxes	0.00	0.00	0.00	0.00	0.00	0.00	0.00	0.00	0.00	0.00
10	Meters	1994.61	126.93	0.00	2121.54	1197.48	80.08	0.00	1277.56	797.13	843.98
11	Self-propelled vehicles	7.36	0.00	0.00	7.36	6.39	0.05	0.00	6.44	0.98	0.92
12	Air conditioning plants:										
	i.)Static	2.97	0.10	0.00	3.07	1.77	0.11	0.00	1.89	1.20	1.18
	ii)Portable	0.00	0.00	0.00	0.00	0.00	0.00	0.00	0.00	0.00	0.00
13											
	i.)Office furniture and fittings	18.60	0.64	0.00	19.24	12.05	0.78	0.00	12.83	6.55	6.41
	ii.)Office equipment	57.55	2.41	0.00	59.95	34.44	2.65	0.00	37.08	23.11	22.87
	iii.)Internal wiring including fittings and apparatus	0.00		0.00	0.00	0.00	0.00	0.00	0.00	0.00	0.00
	iv.)Street light fittings	0.00	0.00	0.00	0.00	0.00	0.00	0.00	0.00	0.00	0.00
14	Communication equipment:										
	i.)Radio and high frequency carrier system	0.00	0.00	0.00	0.00	0.00	0.00	0.00	0.00	0.00	0.00
	ii.)Telephone lines and telephones	0.00	0.00	0.00	0.00	0.00	0.00	0.00	0.00	0.00	0.00
	iii.)Fibre Optic	0.00	0.00	0.00	0.00	0.00	0.00	0.00	0.00	0.00	0.00
15	I.T. equipment	200.11	2.41	0.00	202.52	158.15	15.28	0.00	173.43	41.97	29.09
16	Software	70.67	0.00	0.00	70.67	53.77	8.81	0.00	62.58	16.90	8.09
17	Any other assets not covered above	0.00	0.00	0.00	0.00	0.19	0.00	0.00	0.19	-0.19	-0.19
	<b>Total</b>	<b>22196</b>	<b>1752.09</b>	<b>0.00</b>	<b>23948</b>	<b>11252.69</b>	<b>809.32</b>	<b>0.00</b>	<b>12062.01</b>	<b>10943</b>	<b>11886</b>



S.No.	Asset Group	Year (n+1)									
		Gross fixed Assets				Provisions for depreciation				Net fixed Assets	
		At the beginning of the year	Additions during the year	Adjust. & deductions	At the end of the year	Cumulative upto the beginning of the year	Additions during the year	Adjust. during the year	Cumulative at the end of the year	At the beginning of the year	At the end of the year
1	Land	8.64	0.03	0.00	8.66	0.00	0.00	0.00	0.00	8.64	8.66
2	Land held under lease	0.00	0.00	0.00	0.00	0.00	0.00	0.00	0.00	0.00	0.00
3	Buildings & Civil engineering works										
	a.)office and showrooms	396.78	23.39	0.00	420.16	135.82	7.76	0.00	143.58	260.96	276.59
	b.)Temporary erection such as wooden structures	0.00	0.00	0.00	0.00	0.00	0.00	0.00	0.00	0.00	0.00
	c.)Road other than Kutcha roads	0.00	0.00	0.00	0.00	0.00	0.00	0.00	0.00	0.00	0.00
	d.)others	236.18	8.18	0.00	244.36	58.89	8.14	0.00	67.03	177.29	177.34
4	Transformer										
	i)Power Transformer	10513.91	1009.61	0.00	11523.52	5540.65	550.08	0.00	6090.73	4973.26	5432.79
	ii)Distribution Transformer	0.00									
	<100kVA	0.00	0.00	0.00	0.00	0.00	0.00	0.00	0.00	0.00	0.00
	>=100kVA	0.00	0.00	0.00	0.00	0.00	0.00	0.00	0.00	0.00	0.00
5	Switchgear										
	Circuit breaker(33kV S/s)	0.00	0.00	0.00	0.00	0.00	0.00	0.00	0.00	0.00	0.00
	Circuit breaker(V)	0.00	0.00	0.00	0.00	0.00	0.00	0.00	0.00	0.00	0.00
	Isolators	0.00	0.00	0.00	0.00	0.00	0.00	0.00	0.00	0.00	0.00
	Bus couplers	0.00	0.00	0.00	0.00	0.00	0.00	0.00	0.00	0.00	0.00
6	Lighting Arrestors	0.00	0.00	0.00	0.00	0.00	0.00	0.00	0.00	0.00	0.00
7	Batteries	0.00	0.00	0.00	0.00	0.00	0.00	0.00	0.00	0.00	0.00
8	Overhead lines including supports:										
	i)11kV and above	10308.23	833.92	0.00	11142.15	4754.66	263.21	0.00	5017.87	5553.57	6124.28
	ii.)LT Lines	0.00	0.00	0.00	0.00	0.00	0.00	0.00	0.00	0.00	0.00
9	Underground lines including joint box and disconnected boxes	0.00	0.00	0.00	0.00	0.00	0.00	0.00	0.00	0.00	0.00
10	Meters	2121.54	104.10	0.00	2225.64	1277.56	66.73	0.00	1344.29	843.98	881.35
11	Self-propelled vehicles	7.36	0.00	0.00	7.36	6.44	0.05	0.00	6.49	0.92	0.87
12	Air conditioning plants:										
	i.)Static	3.07	0.49	0.00	3.55	1.89	0.13	0.00	2.02	1.18	1.54
	ii)Portable	0.00	0.00	0.00	0.00	0.00	0.00	0.00	0.00	0.00	0.00
13											
	i.)Office furniture and fittings	19.24	0.74	0.00	19.98	12.83	0.83	0.00	13.66	6.41	6.33
	ii.)Office equipment	59.95	4.75	0.00	64.70	37.08	2.94	0.00	40.02	22.87	24.68
	iii.)Internal wiring including fittings and apparatus	0.00	0.00	0.00	0.00	0.00	0.00	0.00	0.00	0.00	0.00
	iv.)Street light fittings	0.00	0.00	0.00	0.00	0.00	0.00	0.00	0.00	0.00	0.00
14	Communication equipment:										
	i.)Radio and high frequency carrier system	0.00	0.00	0.00	0.00	0.00	0.00	0.00	0.00	0.00	0.00
	ii.)Telephone lines and telephones	0.00	0.00	0.00	0.00	0.00	0.00	0.00	0.00	0.00	0.00
	iii.)Fibre Optic	0.00	0.00	0.00	0.00	0.00	0.00	0.00	0.00	0.00	0.00
15	I.T. equipment	202.52	2.87	0.00	205.39	173.43	6.74	0.00	180.16	29.09	25.23
16	Software	70.67	0.00	0.00	70.67	62.58	4.81	0.00	67.39	8.09	3.28
17	Any other assets not covered above	0.00	0.00	0.00	0.00	0.19	0.00	0.00	0.19	-0.19	-0.19
	<b>Total</b>	<b>23948</b>	<b>1988</b>	<b>0</b>	<b>25936</b>	<b>12062</b>	<b>911</b>	<b>0</b>	<b>12973</b>	<b>11886</b>	<b>12963</b>



S.No.	Asset Group	Year (n+2)									
		Gross fixed Assets				Provisions for depreciation				Net fixed Assets	
		At the beginning of the year	Additions during the year	Adjust. & deductions	At the end of the year	Cumulative upto the beginning of the year	Additions during the year	Adjust. during the year	Cumulative at the end of the year	At the beginning of the year	At the end of the year
1	Land	8.66	0.04	0.00	8.71	0.00	0.00	0.00	0.00	8.66	8.71
2	Land held under lease	0.00	0.00	0.00	0.00	0.00	0.00	0.00	0.00	0.00	0.00
3	Buildings & Civil engineering works	0.00				0.00					
	a.) office and showrooms	420.16	33.53	0.00	453.69	143.58	5.28	0.00	148.86	276.59	304.83
	b.) Temporary erection such as wooden structures	0.00		0.00	0.00	0.00	0.00	0.00	0.00	0.00	0.00
	c.) Road other than Kutcha roads	0.00	0.00	0.00	0.00	0.00	0.00	0.00	0.00	0.00	0.00
	d.) others	244.36		0.00	244.36	67.03	7.38	0.00	74.41	177.34	169.95
4	Transformer	0.00				0.00					
	i) Power Transformer	11523.52	1692.97	0.00	13216.49	6090.73	521.13	0.00	6611.86	5432.79	6604.63
	ii) Distribution Transformer	0.00				0.00					
	<100kVA	0.00	0.00	0.00	0.00	0.00	0.00	0.00	0.00	0.00	0.00
	,>=100kVA	0.00	0.00	0.00	0.00	0.00	0.00	0.00	0.00	0.00	0.00
5	Switchgear	0.00				0.00					
	Circuit breaker(33kV S/s)	0.00	0.00	0.00	0.00	0.00	0.00	0.00	0.00	0.00	0.00
	Circuit breaker(V)	0.00	0.00	0.00	0.00	0.00	0.00	0.00	0.00	0.00	0.00
	Isolators	0.00	0.00	0.00	0.00	0.00	0.00	0.00	0.00	0.00	0.00
	Bus couplers	0.00	0.00	0.00	0.00	0.00	0.00	0.00	0.00	0.00	0.00
6	Lighting Arrestors	0.00	0.00	0.00	0.00	0.00	0.00	0.00	0.00	0.00	0.00
7	Batteries	0.00	0.00	0.00	0.00	0.00	0.00	0.00	0.00	0.00	0.00
8	Overhead lines including supports:	0.00				0.00					
	i) 11kV and above	11142.15	4024.46	0.00	15166.62	5017.87	475.98	0.00	5493.85	6124.28	9672.77
	ii.) LT Lines	0.00	0.00	0.00	0.00	0.00	0.00	0.00	0.00	0.00	0.00
9	Underground lines including joint box and disconnected boxes	0.00	0.00	0.00	0.00	0.00	0.00	0.00	0.00	0.00	0.00
10	Meters	2225.64	154.00	0.00	2379.64	1344.29	124.59	0.00	1468.88	881.35	910.76
11	Self-propelled vehicles	7.36	0.00	0.00	7.36	6.49	0.05	0.00	6.55	0.87	0.81
12	Air conditioning plants:	0.00				0.00					
	i.) Static	3.55	0.70	0.00	4.25	2.02	0.22	0.00	2.24	1.54	2.02
	ii) Portable	0.00	0.00	0.00	0.00	0.00	0.00	0.00	0.00	0.00	0.00
13		0.00				0.00					
	i.) Office furniture and fittings	19.98	1.06	0.00	21.05	13.66	0.97	0.00	14.63	6.33	6.42
	ii.) Office equipment	64.70	6.81	0.00	71.51	40.02	3.75	0.00	43.77	24.68	27.73
	iii.) Internal wiring including fittings and apparatus	0.00	0.00	0.00	0.00	0.00	0.00	0.00	0.00	0.00	0.00
	iv.) Street light fittings	0.00	0.00	0.00	0.00	0.00	0.00	0.00	0.00	0.00	0.00
14	Communication equipment:	0.00				0.00					
	i.) Radio and high frequency carrier system	0.00	0.00	0.00	0.00	0.00	0.00	0.00	0.00	0.00	0.00
	ii.) Telephone lines and telephones	0.00	0.00	0.00	0.00	0.00	0.00	0.00	0.00	0.00	0.00
	iii.) Fibre Optic	0.00	0.00	0.00	0.00	0.00	0.00	0.00	0.00	0.00	0.00
15	I.T. equipment	205.39	4.12	0.00	209.51	180.16	6.26	0.00	186.42	25.23	23.09
16	Software	70.67	11.73	0.00	82.40	67.39	3.13	0.00	70.51	3.28	11.89
17	Any other assets not covered above	0.00	0.00	0.00	0.00	0.19	0.01	0.00	0.20	-0.19	-0.20
	<b>Total</b>	<b>25936.17</b>	<b>5929</b>	<b>0.00</b>	<b>31865.59</b>	<b>12973.44</b>	<b>1148.75</b>	<b>0.00</b>	<b>14122.18</b>	<b>12962.73</b>	<b>17743.41</b>

## A) Distribution Wire Business

S.No.	Asset Group	Base Year 'n'									
		Gross fixed Assets				Provisions for depreciation				Net fixed Assets	
		At the beginning of the year	Additions during the year	Adjust. & deductions	At the end of the year	Cumulative upto the beginning of the year	Additions during the year	Adjust. during the year	Cumulative at the end of the year	At the beginning of the year	At the end of the year
1	Land	7.77	0.00	0.00	7.77	0.00	0.00	0.00	0.00	7.77	7.77
2	Land held under lease	0.00	0.00	0.00	0.00	0.00	0.00	0.00	0.00	0.00	0.00
3	Buildings & Civil engineering works	0.00	0.00	0.00	0.00	0.00	0.00	0.00	0.00		
	a.) office and showrooms	345.39	11.71	0.00	357.10	118.35	3.89	0.00	122.23	227.04	234.87
	b.) Temporary erection such as wooden structures	0.00	0.00	0.00	0.00	0.00	0.00	0.00	0.00	0.00	0.00
	c.) Road other than Kutcha roads	0.00	0.00	0.00	0.00	0.00	0.00	0.00	0.00	0.00	0.00
	d.) others	206.31	6.26	0.00	212.56	46.78	6.22	0.00	53.00	159.53	159.56
4	Transformer	0.00	0.00	0.00	0.00	0.00	0.00	0.00	0.00		
	i) Power Transformer	8747.30	715.22	0.00	9462.52	4593.95	392.63	0.00	4986.58	4153.35	4475.94
	ii) Distribution Transformer	0.00	0.00	0.00	0.00	0.00	0.00	0.00	0.00		
	<100kVA	0.00	0.00	0.00	0.00	0.00	0.00	0.00	0.00	0.00	0.00
	>=100kVA	0.00	0.00	0.00	0.00	0.00	0.00	0.00	0.00	0.00	0.00
5	Switchgear	0.00	0.00	0.00	0.00	0.00	0.00	0.00	0.00		
	Circuit breaker(33kV S/s)	0.00	0.00	0.00	0.00	0.00	0.00	0.00	0.00	0.00	0.00
	Circuit breaker(V)	0.00	0.00	0.00	0.00	0.00	0.00	0.00	0.00	0.00	0.00
	Isolators	0.00	0.00	0.00	0.00	0.00	0.00	0.00	0.00	0.00	0.00
	Bus couplers	0.00	0.00	0.00	0.00	0.00	0.00	0.00	0.00	0.00	0.00
6	Lighting Arrestors	0.00	0.00	0.00	0.00	0.00	0.00	0.00	0.00	0.00	0.00
7	Batteries	0.00	0.00	0.00	0.00	0.00	0.00	0.00	0.00	0.00	0.00
8	Overhead lines including supports:	0.00	0.00	0.00	0.00	0.00	0.00	0.00	0.00		
	i) 11kV and above	8552.95	724.46	0.00	9277.41	4050.53	228.66	0.00	4279.19	4502.42	4998.22
	ii.) LT Lines	0.00	0.00	0.00	0.00	0.00	0.00	0.00	0.00	0.00	0.00
9	Underground lines including joint box and disconnected boxes	0.00	0.00	0.00	0.00	0.00	0.00	0.00	0.00	0.00	0.00
10	Meters	1795.15	114.24	0.00	1909.39	1077.74	72.07	0.00	1149.81	717.41	42.17
11	Self-propelled vehicles	6.63	0.00	0.00	6.63	5.75	0.05	0.00	5.80	0.88	-0.05
12	Air conditioning plants:	0.00	0.00	0.00	0.00	0.00	0.00	0.00	0.00		
	i.) Static	2.67	0.09	0.00	2.76	1.60	0.10	0.00	1.70	1.08	-0.01
	ii) Portable	0.00	0.00	0.00	0.00	0.00	0.00	0.00	0.00	0.00	0.00
13		0.00	0.00	0.00	0.00	0.00	0.00	0.00	0.00		
	i.) Office furniture and fittings	16.74	0.57	0.00	17.32	10.85	0.70	0.00	11.55	5.90	-0.13
	ii.) Office equipment	51.79	2.17	0.00	53.96	30.99	2.38	0.00	33.38	20.80	-0.22
	iii.) Internal wiring including fittings and apparatus	0.00	0.00	0.00	0.00	0.00	0.00	0.00	0.00	0.00	0.00
	iv.) Street light fittings	0.00	0.00	0.00	0.00	0.00	0.00	0.00	0.00	0.00	0.00
14	Communication equipment:	0.00	0.00	0.00	0.00	0.00	0.00	0.00	0.00		
	i.) Radio and high frequency carrier system	0.00	0.00	0.00	0.00	0.00	0.00	0.00	0.00	0.00	0.00
	ii.) Telephone lines and telephones	0.00	0.00	0.00	0.00	0.00	0.00	0.00	0.00	0.00	0.00
	iii.) Fibre Optic	0.00	0.00	0.00	0.00	0.00	0.00	0.00	0.00	0.00	0.00
15	I.T. equipment	180.10	2.17	0.00	182.27	142.33	13.75	0.00	156.09	37.77	-11.59
16	Software	63.60	0.00	0.00	63.60	48.39	7.93	0.00	56.32	15.21	-7.93
17	Any other assets not covered above	0.00	0.00	0.00	0.00	0.17	0.00	0.00	0.17	-0.17	0.00
	<b>Total</b>	<b>19976.40</b>	<b>1576.88</b>	<b>0.00</b>	<b>21553.28</b>	<b>10127.42</b>	<b>728.39</b>	<b>0.00</b>	<b>10855.81</b>	<b>9848.98</b>	<b>9898.60</b>

S.No.	Asset Group	Year (n+1)									
		Gross fixed Assets				Provisions for depreciation				Net fixed Assets	
		At the beginning of the year	Additions during the year	Adjust. & deductions	At the end of the year	Cumulative upto the beginning of the year	Additions during the year	Adjust. during the year	Cumulative at the end of the year	At the beginning of the year	At the end of the year
1	Land	7.77	0.03	0.00	7.80	0.00	0.00	0.00	0.00	7.77	7.80
2	Land held under lease	0.00	0.00	0.00	0.00	0.00	0.00	0.00	0.00	0.00	0.00
3	Buildings & Civil engineering works	0.00	0.00	0.00	0.00	0.00	0.00	0.00	0.00		
	a.)office and showrooms	357.10	21.05	0.00	378.15	122.23	6.99	0.00	129.22	234.87	248.93
	b.)Temporary erection such as wooden structures	0.00	0.00	0.00	0.00	0.00	0.00	0.00	0.00	0.00	0.00
	c.)Road other than Kutcha roads	0.00	0.00	0.00	0.00	0.00	0.00	0.00	0.00	0.00	0.00
	d.)others	212.56	7.36	0.00	219.93	53.00	7.32	0.00	60.32	159.56	159.60
4	Transformer	0.00	0.00	0.00	0.00	0.00	0.00	0.00	0.00		
	i)Power Transformer	9462.52	908.65	0.00	10371.17	4986.58	495.07	0.00	5481.66	4475.94	4889.51
	ii)Distribution Transformer	0.00	0.00	0.00	0.00	0.00	0.00	0.00	0.00		
	<100kVA	0.00	0.00	0.00	0.00	0.00	0.00	0.00	0.00	0.00	0.00
	≥100kVA	0.00	0.00	0.00	0.00	0.00	0.00	0.00	0.00	0.00	0.00
5	Switchgear	0.00	0.00	0.00	0.00	0.00	0.00	0.00	0.00		
	Circuit breaker(33kV S/s)	0.00	0.00	0.00	0.00	0.00	0.00	0.00	0.00	0.00	0.00
	Circuit breaker(V)	0.00	0.00	0.00	0.00	0.00	0.00	0.00	0.00	0.00	0.00
	Isolators	0.00	0.00	0.00	0.00	0.00	0.00	0.00	0.00	0.00	0.00
	Bus couplers	0.00	0.00	0.00	0.00	0.00	0.00	0.00	0.00	0.00	0.00
6	Lighting Arrestors	0.00	0.00	0.00	0.00	0.00	0.00	0.00	0.00	0.00	0.00
7	Batteries	0.00	0.00	0.00	0.00	0.00	0.00	0.00	0.00	0.00	0.00
8	Overhead lines including supports:	0.00	0.00	0.00	0.00	0.00	0.00	0.00	0.00		
	i)11kV and above	9277.41	750.53	0.00	10027.94	4279.19	236.89	0.00	4516.08	4998.22	5511.86
	ii.)LT Lines	0.00	0.00	0.00	0.00	0.00	0.00	0.00	0.00	0.00	0.00
9	Underground lines including joint box and disconnected boxes	0.00	0.00	0.00	0.00	0.00	0.00	0.00	0.00	0.00	0.00
10	Meters	1909.39	93.69	0.00	2003.08	1149.81	60.06	0.00	1209.86	759.58	33.63
11	Self-propelled vehicles	6.63	0.00	0.00	6.63	5.80	0.05	0.00	5.85	0.83	-0.05
12	Air conditioning plants:	0.00	0.00	0.00	0.00	0.00	0.00	0.00	0.00		
	i.)Static	2.76	0.44	0.00	3.20	1.70	0.12	0.00	1.82	1.06	0.32
	ii)Portable	0.00	0.00	0.00	0.00	0.00	0.00	0.00	0.00	0.00	0.00
13		0.00	0.00	0.00	0.00	0.00	0.00	0.00	0.00		
	i.)Office furniture and fittings	17.32	0.67	0.00	17.98	11.55	0.75	0.00	12.29	5.77	-0.08
	ii.)Office equipment	53.96	4.27	0.00	58.23	33.38	2.65	0.00	36.02	20.58	1.63
	iii.)Internal wiring including fittings and apparatus	0.00	0.00	0.00	0.00	0.00	0.00	0.00	0.00	0.00	0.00
	iv.)Street light fittings	0.00	0.00	0.00	0.00	0.00	0.00	0.00	0.00	0.00	0.00
14	Communication equipment:	0.00	0.00	0.00	0.00	0.00	0.00	0.00	0.00		
	i.)Radio and high frequency carrier system	0.00	0.00	0.00	0.00	0.00	0.00	0.00	0.00	0.00	0.00
	ii.)Telephone lines and telephones	0.00	0.00	0.00	0.00	0.00	0.00	0.00	0.00	0.00	0.00
	iii.)Fibre Optic	0.00	0.00	0.00	0.00	0.00	0.00	0.00	0.00	0.00	0.00
15	I.T. equipment	182.27	2.59	0.00	184.85	156.09	6.06	0.00	162.15	26.18	-3.48
16	Software	63.60	0.00	0.00	63.60	56.32	4.33	0.00	60.65	7.28	-4.33
17	Any other assets not covered above	0.00	0.00	0.00	0.00	0.17	0.00	0.00	0.17	-0.17	0.00
	<b>Total</b>	<b>21553.28</b>	<b>1789.27</b>	<b>0.00</b>	<b>23342.55</b>	<b>10855.81</b>	<b>820.28</b>	<b>0.00</b>	<b>11676.09</b>	<b>10697.47</b>	<b>10845.34</b>

S.No.	Asset Group	Year (n+2)									
		Gross fixed Assets				Provisions for depreciation				Net fixed Assets	
		At the beginning of the year	Additions during the year	Adjust. & deductions	At the end of the year	Cumulative upto the beginning of the year	Additions during the year	Adjust. during the year	Cumulative at the end of the year	At the beginning of the year	At the end of the year
1	Land	7.80	0.04	0.00	7.84	0.00	0.00	0.00	0.00	7.80	7.84
2	Land held under lease	0.00	0.00	0.00	0.00	0.00	0.00	0.00	0.00	0.00	0.00
3	Buildings & Civil engineering works	0.00	0.00	0.00	0.00	0.00	0.00	0.00	0.00		
	a.)office and showrooms	378.15	30.18	0.00	408.32	129.22	4.76	0.00	133.98	248.93	274.35
	b.)Temporary erection such as wooden structures	0.00	0.00	0.00	0.00	0.00	0.00	0.00	0.00	0.00	0.00
	c.)Road other than Kutcha roads	0.00	0.00	0.00	0.00	0.00	0.00	0.00	0.00	0.00	0.00
	d.)others	219.93	0.00	0.00	219.93	60.32	6.65	0.00	66.97	159.60	152.96
4	Transformer	0.00	0.00	0.00	0.00	0.00	0.00	0.00	0.00		
	i)Power Transformer	10371.17	1523.67	0.00	11894.84	5481.66	469.01	0.00	5950.67	4889.51	5944.17
	ii)Distribution Transformer	0.00	0.00	0.00	0.00	0.00	0.00	0.00	0.00		
	<100kVA	0.00	0.00	0.00	0.00	0.00	0.00	0.00	0.00	0.00	0.00
	,>=100kVA	0.00	0.00	0.00	0.00	0.00	0.00	0.00	0.00	0.00	0.00
5	Switchgear	0.00	0.00	0.00	0.00	0.00	0.00	0.00	0.00		
	Circuit breaker(33kV S/s)	0.00	0.00	0.00	0.00	0.00	0.00	0.00	0.00	0.00	0.00
	Circuit breaker(V)	0.00	0.00	0.00	0.00	0.00	0.00	0.00	0.00	0.00	0.00
	Isolators	0.00	0.00	0.00	0.00	0.00	0.00	0.00	0.00	0.00	0.00
	Bus couplers	0.00	0.00	0.00	0.00	0.00	0.00	0.00	0.00	0.00	0.00
6	Lighting Arrestors	0.00	0.00	0.00	0.00	0.00	0.00	0.00	0.00	0.00	0.00
7	Batteries	0.00	0.00	0.00	0.00	0.00	0.00	0.00	0.00	0.00	0.00
8	Overhead lines including supports:	0.00	0.00	0.00	0.00	0.00	0.00	0.00	0.00		
	i)11kV and above	10027.94	3622.02	0.00	13649.95	4516.08	428.38	0.00	4944.46	5511.86	8705.49
	ii.)LT Lines	0.00	0.00	0.00	0.00	0.00	0.00	0.00	0.00	0.00	0.00
9	Underground lines including joint box and disconnected boxes	0.00	0.00	0.00	0.00	0.00	0.00	0.00	0.00	0.00	0.00
10	Meters	2003.08	138.60	0.00	2141.68	1209.86	112.13	0.00	1321.99	793.21	26.47
11	Self-propelled vehicles	6.63	0.00	0.00	6.63	5.85	0.05	0.00	5.89	0.78	-0.05
12	Air conditioning plants:	0.00	0.00	0.00	0.00	0.00	0.00	0.00	0.00		
	i.)Static	3.20	0.63	0.00	3.83	1.82	0.20	0.00	2.01	1.38	0.43
	ii)Portable	0.00	0.00	0.00	0.00	0.00	0.00	0.00	0.00	0.00	0.00
13		0.00	0.00	0.00	0.00	0.00	0.00	0.00	0.00		
	i.)Office furniture and fittings	17.98	0.96	0.00	18.94	12.29	0.87	0.00	13.16	5.69	0.08
	ii.)Office equipment	58.23	6.12	0.00	64.35	36.02	3.37	0.00	39.40	22.21	2.75
	iii.)Internal wiring including fittings and apparatus	0.00	0.00	0.00	0.00	0.00	0.00	0.00	0.00	0.00	0.00
	iv.)Street light fittings	0.00	0.00	0.00	0.00	0.00	0.00	0.00	0.00	0.00	0.00
14	Communication equipment:	0.00	0.00	0.00	0.00	0.00	0.00	0.00	0.00		
	i.)Radio and high frequency carrier system	0.00	0.00	0.00	0.00	0.00	0.00	0.00	0.00	0.00	0.00
	ii.)Telephone lines and telephones	0.00	0.00	0.00	0.00	0.00	0.00	0.00	0.00	0.00	0.00
	iii.)Fibre Optic	0.00	0.00	0.00	0.00	0.00	0.00	0.00	0.00	0.00	0.00
15	I.T. equipment	184.85	3.71	0.00	188.56	162.15	5.63	0.00	167.78	22.71	-1.93
16	Software	63.60	10.56	0.00	74.16	60.65	2.81	0.00	63.46	2.95	7.74
17	Any other assets not covered above	0.00	0.00	0.00	0.00	0.17	0.01	0.00	0.18	-0.17	-0.01
	<b>Total</b>	<b>23342.55</b>	<b>5336.48</b>	<b>0.00</b>	<b>28679.03</b>	<b>11676.09</b>	<b>1033.87</b>	<b>0.00</b>	<b>12709.96</b>	<b>11666.46</b>	<b>15120.31</b>



## A) Retail Supply Business

S.No.	Asset Group	Base Year 'n'									
		Gross fixed Assets				Provisions for depreciation				Net fixed Assets	
		At the beginning of the year	Additions during the year	Adjust. & deductions	At the end of the year	Cumulative upto the beginning of the year	Additions during the year	Adjust. during the year	Cumulative at the end of the year	At the beginning of the year	At the end of the year
1	Land	0.86	0.00	0.00	0.86	0.00	0.00	0.00	0.00	0.86	0.86
2	Land held under lease	0.00	0.00	0.00	0.00	0.00	0.00	0.00	0.00	0.00	0.00
3	Buildings & Civil engineering works	0.00	0.00	0.00	0.00	0.00	0.00	0.00	0.00		
	a.) office and showrooms	38.38	1.30	0.00	39.68	13.15	0.43	0.00	13.58	25.23	26.10
	b.) Temporary erection such as wooden structures	0.00	0.00	0.00	0.00	0.00	0.00	0.00	0.00	0.00	0.00
	c.) Road other than Kutcha roads	0.00	0.00	0.00	0.00	0.00	0.00	0.00	0.00	0.00	0.00
	d.) others	22.92	0.70	0.00	23.62	5.20	0.69	0.00	5.89	17.73	17.73
4	Transformer	0.00	0.00	0.00	0.00	0.00	0.00	0.00	0.00		
	i) Power Transformer	971.92	79.47	0.00	1051.39	510.44	43.63	0.00	554.06	461.48	497.33
	ii) Distribution Transformer	0.00	0.00	0.00	0.00	0.00	0.00	0.00	0.00		
	<100kVA	0.00	0.00	0.00	0.00	0.00	0.00	0.00	0.00	0.00	0.00
	>=100kVA	0.00	0.00	0.00	0.00	0.00	0.00	0.00	0.00	0.00	0.00
5	Switchgear	0.00	0.00	0.00	0.00	0.00	0.00	0.00	0.00		
	Circuit breaker(33kV S/s)	0.00	0.00	0.00	0.00	0.00	0.00	0.00	0.00	0.00	0.00
	Circuit breaker(V)	0.00	0.00	0.00	0.00	0.00	0.00	0.00	0.00	0.00	0.00
	Isolators	0.00	0.00	0.00	0.00	0.00	0.00	0.00	0.00	0.00	0.00
	Bus couplers	0.00	0.00	0.00	0.00	0.00	0.00	0.00	0.00	0.00	0.00
6	Lighting Arrestors	0.00	0.00	0.00	0.00	0.00	0.00	0.00	0.00	0.00	0.00
7	Batteries	0.00	0.00	0.00	0.00	0.00	0.00	0.00	0.00	0.00	0.00
8	Overhead lines including supports:	0.00	0.00	0.00	0.00	0.00	0.00	0.00	0.00		
	i) 11kV and above	950.33	80.50	0.00	1030.82	450.06	25.41	0.00	475.47	500.27	555.36
	ii.) LT Lines	0.00	0.00	0.00	0.00	0.00	0.00	0.00	0.00	0.00	0.00
9	Underground lines including joint box and disconnected boxes	0.00	0.00	0.00	0.00	0.00	0.00	0.00	0.00	0.00	0.00
10	Meters	199.46	12.69	0.00	212.15	119.75	8.01	0.00	127.76	79.71	4.69
11	Self-propelled vehicles	0.74	0.00	0.00	0.74	0.64	0.01	0.00	0.64	0.10	-0.01
12	Air conditioning plants:	0.00	0.00	0.00	0.00	0.00	0.00	0.00	0.00		
	i.) Static	0.30	0.01	0.00	0.31	0.18	0.01	0.00	0.19	0.12	0.00
	ii) Portable	0.00	0.00	0.00	0.00	0.00	0.00	0.00	0.00	0.00	0.00
13		0.00	0.00	0.00	0.00	0.00	0.00	0.00	0.00		
	i.) Office furniture and fittings	1.86	0.06	0.00	1.92	1.21	0.08	0.00	1.28	0.66	-0.01
	ii.) Office equipment	5.75	0.24	0.00	6.00	3.44	0.26	0.00	3.71	2.31	-0.02
	iii.) Internal wiring including fittings and apparatus	0.00	0.00	0.00	0.00	0.00	0.00	0.00	0.00	0.00	0.00
	iv.) Street light fittings	0.00	0.00	0.00	0.00	0.00	0.00	0.00	0.00	0.00	0.00
14	Communication equipment:	0.00	0.00	0.00	0.00	0.00	0.00	0.00	0.00		
	i.) Radio and high frequency carrier system	0.00	0.00	0.00	0.00	0.00	0.00	0.00	0.00	0.00	0.00
	ii.) Telephone lines and telephones	0.00	0.00	0.00	0.00	0.00	0.00	0.00	0.00	0.00	0.00
	iii.) Fibre Optic	0.00	0.00	0.00	0.00	0.00	0.00	0.00	0.00	0.00	0.00
15	I.T. equipment	20.01	0.24	0.00	20.25	15.81	1.53	0.00	17.34	4.20	-1.29
16	Software	7.07	0.00	0.00	7.07	5.38	0.88	0.00	6.26	1.69	-0.88
17	Any other assets not covered above	0.00	0.00	0.00	0.00	0.02	0.00	0.00	0.02	-0.02	0.00
	<b>Total</b>	<b>2219.60</b>	<b>175.21</b>	<b>0.00</b>	<b>2394.81</b>	<b>1125.27</b>	<b>80.93</b>	<b>0.00</b>	<b>1206.20</b>	<b>1094.33</b>	<b>1099.84</b>

S.No.	Asset Group	Year (n+1)									
		Gross fixed Assets				Provisions for depreciation				Net fixed Assets	
		At the beginning of the year	Additions during the year	Adjust. & deductions	At the end of the year	Cumulative upto the beginning of the year	Additions during the year	Adjust. during the year	Cumulative at the end of the year	At the beginning of the year	At the end of the year
1	Land	0.86	0.00	0.00	0.87	0.00	0.00	0.00	0.00	0.86	0.87
2	Land held under lease	0.00	0.00	0.00	0.00	0.00	0.00	0.00	0.00	0.00	0.00
3	<b>Buildings &amp; Civil engineering works</b>	0.00	0.00	0.00	0.00	0.00	0.00	0.00	0.00		
	a.)office and showrooms	39.68	2.34	0.00	42.02	13.58	0.78	0.00	14.36	26.10	27.66
	b.)Temporary erection such as wooden structures	0.00	0.00	0.00	0.00	0.00	0.00	0.00	0.00	0.00	0.00
	c.)Road other than Kutcha roads	0.00	0.00	0.00	0.00	0.00	0.00	0.00	0.00	0.00	0.00
	d.)others	23.62	0.82	0.00	24.44	5.89	0.81	0.00	6.70	17.73	17.73
4	<b>Transformer</b>	0.00	0.00	0.00	0.00	0.00	0.00	0.00	0.00		
	i)Power Transformer	1051.39	100.96	0.00	1152.35	554.06	55.01	0.00	609.07	497.33	543.28
	ii)Distribution Transformer	0.00	0.00	0.00	0.00	0.00	0.00	0.00	0.00		
	<100kVA	0.00	0.00	0.00	0.00	0.00	0.00	0.00	0.00	0.00	0.00
	≥100kVA	0.00	0.00	0.00	0.00	0.00	0.00	0.00	0.00	0.00	0.00
5	<b>Switchgear</b>	0.00	0.00	0.00	0.00	0.00	0.00	0.00	0.00		
	Circuit breaker(33kV S/s)	0.00	0.00	0.00	0.00	0.00	0.00	0.00	0.00	0.00	0.00
	Circuit breaker(V)	0.00	0.00	0.00	0.00	0.00	0.00	0.00	0.00	0.00	0.00
	Isolators	0.00	0.00	0.00	0.00	0.00	0.00	0.00	0.00	0.00	0.00
	Bus couplers	0.00	0.00	0.00	0.00	0.00	0.00	0.00	0.00	0.00	0.00
6	<b>Lighting Arrestors</b>	0.00	0.00	0.00	0.00	0.00	0.00	0.00	0.00	0.00	0.00
7	<b>Batteries</b>	0.00	0.00	0.00	0.00	0.00	0.00	0.00	0.00	0.00	0.00
8	<b>Overhead lines including supports:</b>	0.00	0.00	0.00	0.00	0.00	0.00	0.00	0.00		
	i)11kV and above	1030.82	83.39	0.00	1114.22	475.47	26.32	0.00	501.79	555.36	612.43
	ii.)LT Lines	0.00	0.00	0.00	0.00	0.00	0.00	0.00	0.00	0.00	0.00
9	<b>Underground lines including joint box and disconnected boxes</b>	0.00	0.00	0.00	0.00	0.00	0.00	0.00	0.00	0.00	0.00
10	<b>Meters</b>	212.15	10.41	0.00	222.56	127.76	6.67	0.00	134.43	84.40	3.74
11	<b>Self-propelled vehicles</b>	0.74	0.00	0.00	0.74	0.64	0.01	0.00	0.65	0.09	-0.01
12	<b>Air conditioning plants:</b>	0.00	0.00	0.00	0.00	0.00	0.00	0.00	0.00		
	i.)Static	0.31	0.05	0.00	0.36	0.19	0.01	0.00	0.20	0.12	0.04
	ii)Portable	0.00	0.00	0.00	0.00	0.00	0.00	0.00	0.00	0.00	0.00
13		0.00	0.00	0.00	0.00	0.00	0.00	0.00	0.00		
	i.)Office furniture and fittings	1.92	0.07	0.00	2.00	1.28	0.08	0.00	1.37	0.64	-0.01
	ii.)Office equipment	6.00	0.47	0.00	6.47	3.71	0.29	0.00	4.00	2.29	0.18
	iii.)Internal wiring including fittings and apparatus	0.00	0.00	0.00	0.00	0.00	0.00	0.00	0.00	0.00	0.00
	iv.)Street light fittings	0.00	0.00	0.00	0.00	0.00	0.00	0.00	0.00	0.00	0.00
14	<b>Communication equipment:</b>	0.00	0.00	0.00	0.00	0.00	0.00	0.00	0.00		
	i.)Radio and high frequency carrier system	0.00	0.00	0.00	0.00	0.00	0.00	0.00	0.00	0.00	0.00
	ii.)Telephone lines and telephones	0.00	0.00	0.00	0.00	0.00	0.00	0.00	0.00	0.00	0.00
	iii.)Fibre Optic	0.00	0.00	0.00	0.00	0.00	0.00	0.00	0.00	0.00	0.00
15	<b>I.T. equipment</b>	20.25	0.29	0.00	20.54	17.34	0.67	0.00	18.02	2.91	-0.39
16	<b>Software</b>	7.07	0.00	0.00	7.07	6.26	0.48	0.00	6.74	0.81	-0.48
17	<b>Any other assets not covered above</b>	0.00	0.00	0.00	0.00	0.02	0.00	0.00	0.02	-0.02	0.00
	<b>Total</b>	<b>2394.81</b>	<b>198.81</b>	<b>0.00</b>	<b>2593.62</b>	<b>1206.20</b>	<b>91.14</b>	<b>0.00</b>	<b>1297.34</b>	<b>1188.61</b>	<b>1205.04</b>

S.No.	Asset Group	Year (n+2)									
		Gross fixed Assets				Provisions for depreciation				Net fixed Assets	
		At the beginning of the year	Additions during the year	Adjust. & deductions	At the end of the year	Cumulative upto the beginning of the year	Additions during the year	Adjust. during the year	Cumulative at the end of the year	At the beginning of the year	At the end of the year
1	Land	0.87	0.00	0.00	0.87	0.00	0.00	0.00	0.00	0.87	0.87
2	Land held under lease	0.00	0.00	0.00	0.00	0.00	0.00	0.00	0.00	0.00	0.00
3	Buildings & Civil engineering works	0.00	0.00	0.00	0.00	0.00	0.00	0.00	0.00		
	a.)office and showrooms	42.02	3.35	0.00	45.37	14.36	0.53	0.00	14.89	27.66	30.48
	b.)Temporary erection such as wooden structures	0.00	0.00	0.00	0.00	0.00	0.00	0.00	0.00	0.00	0.00
	c.)Road other than Kutcha roads	0.00	0.00	0.00	0.00	0.00	0.00	0.00	0.00	0.00	0.00
	d.)others	24.44	0.00	0.00	24.44	6.70	0.74	0.00	7.44	17.73	17.00
4	Transformer	0.00	0.00	0.00	0.00	0.00	0.00	0.00	0.00		
	i)Power Transformer	1152.35	169.30	0.00	1321.65	609.07	52.11	0.00	661.19	543.28	660.46
	ii)Distribution Transformer	0.00	0.00	0.00	0.00	0.00	0.00	0.00	0.00		
	<100kVA	0.00	0.00	0.00	0.00	0.00	0.00	0.00	0.00	0.00	0.00
	.>=100kVA	0.00	0.00	0.00	0.00	0.00	0.00	0.00	0.00	0.00	0.00
5	Switchgear	0.00	0.00	0.00	0.00	0.00	0.00	0.00	0.00		
	Circuit breaker(33kV S/s)	0.00	0.00	0.00	0.00	0.00	0.00	0.00	0.00	0.00	0.00
	Circuit breaker(V)	0.00	0.00	0.00	0.00	0.00	0.00	0.00	0.00	0.00	0.00
	Isolators	0.00	0.00	0.00	0.00	0.00	0.00	0.00	0.00	0.00	0.00
	Bus couplers	0.00	0.00	0.00	0.00	0.00	0.00	0.00	0.00	0.00	0.00
6	Lighting Arrestors	0.00	0.00	0.00	0.00	0.00	0.00	0.00	0.00	0.00	0.00
7	Batteries	0.00	0.00	0.00	0.00	0.00	0.00	0.00	0.00	0.00	0.00
8	Overhead lines including supports:	0.00	0.00	0.00	0.00	0.00	0.00	0.00	0.00		
	i)11kV and above	1114.22	402.45	0.00	1516.66	501.79	47.60	0.00	549.38	612.43	967.28
	ii.)LT Lines	0.00	0.00	0.00	0.00	0.00	0.00	0.00	0.00	0.00	0.00
9	Underground lines including joint box and disconnected boxes	0.00	0.00	0.00	0.00	0.00	0.00	0.00	0.00	0.00	0.00
10	Meters	222.56	15.40	0.00	237.96	134.43	12.46	0.00	146.89	88.13	2.94
11	Self-propelled vehicles	0.74	0.00	0.00	0.74	0.65	0.01	0.00	0.65	0.09	-0.01
12	Air conditioning plants:	0.00	0.00	0.00	0.00	0.00	0.00	0.00	0.00		
	i.)Static	0.36	0.07	0.00	0.43	0.20	0.02	0.00	0.22	0.15	0.05
	ii)Portable	0.00	0.00	0.00	0.00	0.00	0.00	0.00	0.00	0.00	0.00
13		0.00	0.00	0.00	0.00	0.00	0.00	0.00	0.00		
	i.)Office furniture and fittings	2.00	0.11	0.00	2.10	1.37	0.10	0.00	1.46	0.63	0.01
	ii.)Office equipment	6.47	0.68	0.00	7.15	4.00	0.37	0.00	4.38	2.47	0.31
	iii.)Internal wiring including fittings and apparatus	0.00	0.00	0.00	0.00	0.00	0.00	0.00	0.00	0.00	0.00
	iv.)Street light fittings	0.00	0.00	0.00	0.00	0.00	0.00	0.00	0.00	0.00	0.00
14	Communication equipment:	0.00	0.00	0.00	0.00	0.00	0.00	0.00	0.00		
	i.)Radio and high frequency carrier system	0.00	0.00	0.00	0.00	0.00	0.00	0.00	0.00	0.00	0.00
	ii.)Telephone lines and telephones	0.00	0.00	0.00	0.00	0.00	0.00	0.00	0.00	0.00	0.00
	iii.)Fibre Optic	0.00	0.00	0.00	0.00	0.00	0.00	0.00	0.00	0.00	0.00
15	I.T. equipment	20.54	0.41	0.00	20.95	18.02	0.63	0.00	18.64	2.52	-0.21
16	Software	7.07	1.17	0.00	8.24	6.74	0.31	0.00	7.05	0.33	0.86
17	Any other assets not covered above	0.00	0.00	0.00	0.00	0.02	0.00	0.00	0.02	-0.02	0.00
	<b>Total</b>	<b>2593.62</b>	<b>592.94</b>	<b>0.00</b>	<b>3186.56</b>	<b>1297.34</b>	<b>114.87</b>	<b>0.00</b>	<b>1412.22</b>	<b>1296.27</b>	<b>1680.03</b>



**Southern Power Distribution Company of Telangana**  
**Form 16: Summary of Capital Expenditure and Capitalisation**

(Rs. In cr)

S. No.	Particulars	Base Year	Control Period	
		Apr - Mar	n+1	n+2
		Estimated	Projected	Projected
1	Opening Capital Works in Progress	1,128.78	1,432.00	1,833.92
2	Capital Expenditure during the year	2,055.31	2,390.00	8,160.05
3	Capitalisation during the year	1,752.09	1,988.08	5,929.42
4	Closing Capital Works in Progress	1,432.00	1,833.92	4,064.55

**Southern Power Distribution Company of Telangana**  
**Form 18: Interest and finance charges on loan**

**Distribution Wire Business + Retail Supply Business****A. Normative Loan**

S. No.	Particulars	Year (n-1)			Base Year 'n'				Control Period	
		MYT/Tariff Order	Apr-Mar	True-Up requirement	MYT/Tariff Order	Apr-Sep	Oct-Mar	Apr - Mar	n+1	n+2
		Approved	Audited	Claimed	Approved	Actual	Estimated	Estimated	Projected	Projected
1	Opening Balance of Gross Normative Loan		0.00	0.00		0.00	0.00			
2	Cumulative Repayment till the year		0.00	0.00		0.00	0.00			
3	Opening Balance of Net Normative Loan		0.00	0.00		0.00	0.00	5546	5575	6325
4	Less: Reduction of Normative Loan due to retirement or replacement of assets		0.00	0.00		0.00	0.00			
5	Addition of Normative Loan due to capitalisation during the year		0.00	0.00		0.00	0.00	834	1658	7209
6	Repayment of Normative loan during the year		0.00	0.00		0.00	0.00	809	911	1149
7	Closing Balance of Net Normative Loan		0.00	0.00		0.00	0.00	5575	6325	12399
8	Closing Balance of Gross Normative Loan		0.00	0.00		0.00	0.00	0		
9	Average Balance of Net Normative Loan		0.00	0.00		0.00	0.00	5561	5950	9362
10	Weighted average Rate of Interest on actual Loans (%)			0.00				9.60%	10.96%	9.97%
11	Interest		0.00	0.00		0.00	0.00	534	652	934
12	Finance charges		0.00	0.00		0.00	0.00	0	0	0
13	Total Interest & Finance charges		0.00	0.00		0.00	0.00	534	652	934

## Actual loan portfolio

(Rs. Crore)

S. No.	Particulars	Year (n-1)	Base Year 'n'			Control Period					(Rs. Crore)
		Apr-Mar	Apr-Sep	Oct-Mar	Apr - Mar	n+1	n+2	n+3	n+4	n+5	
		Audited	Actual	Estimated	Estimated	Projected	Projected	Projected	Projected	Projected	
1	Loan 1 - REC Ltd										
	Opening Balance of Loan				6,836.03	6695.01	11799.95	10049.95	8060.95	6070.95	
	Addition of Loan during the year				465.62	5,828.40	-	0	0	0	
	Loan Repayment during the year				606.64	723.46	1,750.00	1,989.00	1,990.00	957.11	
	Closing Balance of Loan	0.00	0.00	0.00	6695.01	11799.95	10049.95	8060.95	6070.95	5113.84	
	Average Loan Balance	0.00	0.00	0.00	6765.52	9247.48	10924.95	9055.45	7065.95	5592.40	
	Applicable Interest Rate (%)				10.14%	11.69%	10.14%	10.07%	10.08%	6.97%	
	Interest	0.00	0.00	0.00	686.26	1080.84	1107.57	912.10	712.03	389.98	
	Finance charges				0	0	0	0	0	0	
	Total Interest & Finance charges	0.00	0.00	0.00	686.26	1080.84	1107.57	912.10	712.03	389.98	
2	Loan 2 - PFC Ltd										
	Opening Balance of Loan				6,017.52	10081.12	14249.28	12435.28	10166.28	7826.28	
	Addition of Loan during the year				4,465.62	4,828.39	0	0	0	0	
	Loan Repayment during the year				402.02	660.23	1,814.00	2,269.00	2,340.00	733.60	
	Closing Balance of Loan	0.00	0.00	0.00	10081.12	14249.28	12435.28	10166.28	7826.28	7092.68	
	Average Loan Balance	0.00	0.00	0.00	8049.32	12165.20	13342.28	11300.78	8996.28	7459.48	
	Applicable Interest Rate (%)				8.87%	10%	10%	10%	10%	10%	
	Interest	0.00	0.00	0.00	713.59	1253.52	1305.00	1075.00	846.80	408.51	
	Finance charges				0	0	0	0	0	0	
	Total Interest & Finance charges	0.00	0.00	0.00	713.59	1253.52	1305.00	1075.00	846.80	408.51	
3	Loan 3 - Transco										
	Opening Balance of Loan				871.56	457.93	138.37	14.41	0.00	0.00	
	Addition of Loan during the year				0.00	0.00	0.00	0.00	0.00	0.00	
	Loan Repayment during the year				413.63	319.56	123.96	14.41			
	Closing Balance of Loan				457.93	138.37	14.41	0.00	0.00	0.00	
	Average Loan Balance				664.75	298.15	76.39	7.20	0.00	0.00	
	Applicable Interest Rate (%)				11.28%	10%	10%	10%	10%	10%	
	Interest				74.99	31.03	9.04	0.36			
	Finance charges				0	0	0	0	0	0	
	Total Interest & Finance charges				74.99	31.03	9.04	0.36	0.00	0.00	
4	Loan 4 - PFS Ltd										
	Opening Balance of Loan				360.47	279.98	199.48	118.98	60.35	17.35	
	Addition of Loan during the year					0.00	0.00	0.00	0.00	0.00	
	Loan Repayment during the year				80.49	80.49	80.50	58.63	43.00	17.35	
	Closing Balance of Loan				279.98	199.48	118.98	60.35	17.35	0.00	
	Average Loan Balance				320.22	239.73	159.23	89.67	38.85	8.68	
	Applicable Interest Rate (%)				12.10%	10%	10%	10%	10%	10%	
	Interest				38.74	29.20	19.45	10.41	4.82	0.86	
	Finance charges				0	0	0	0	0	0	
	Total Interest & Finance charges				38.74	29.20	19.45	10.41	4.82	0.86	

5	<b>Loan 5 - IREDA</b>									
	Opening Balance of Loan				263.98	1899.98	2549.98	1149.98	99.98	
	Addition of Loan during the year				2000.00	1500.00	0.00	0.00	0.00	
	Loan Repayment during the year				364.00	850.00	1400.00	1050.00	100.00	
	Closing Balance of Loan				1899.98	2549.98	1149.98	99.98	-0.02	
	Average Loan Balance				1081.98	2224.98	1849.98	624.98	49.98	
	Applicable Interest Rate (%)				9.24%	12.33%	10.13%	9.44%	2.40%	
	Interest				99.96	274.24	187.44	59.00	1.20	0.00
	Finance charges				0	0	0	0	0	0
	Total Interest & Finance charges				99.96	274.24	187.44	59.00	1.20	0.00
6	<b>Loan 6 - FRP Bonds</b>									
	Opening Balance of Loan				2024.65	2024.65	2024.65	2024.65	2024.65	2024.65
	Addition of Loan during the year				0.00	0.00	0.00	0.00	0.00	0.00
	Loan Repayment during the year				0.00	0.00	0.00	0.00	0.00	2024.65
	Closing Balance of Loan				2024.65	2024.65	2024.65	2024.65	2024.65	0.00
	Average Loan Balance				2024.65	2024.65	2024.65	2024.65	2024.65	0.00
	Applicable Interest Rate (%)				10%	10%	10%	10%	10%	0%
	Interest				201.74	201.74	201.74	201.74	201.74	201.74
	Finance charges				0	0	0	0	0	0
	Total Interest & Finance charges				201.74	201.74	201.74	201.74	201.74	201.74
	<b>Total</b>									
	Opening Balance of Loan				16,374.22	21,438.67	30,961.72	25,793.25	20,412.22	15,939.24
	Addition of Loan during the year				6,931.24	12,156.79	-	-	-	-
	Loan Repayment during the year				1,866.79	2,633.74	5,168.46	5,381.04	4,473.00	3,732.71
	Closing Balance of Loan	0.00	0.00	0.00	21438.67	30961.72	25793.25	20412.22	15939.22	12206.52
	Average Loan Balance	0.00	0.00	0.00	18906.44	26200.19	28377.48	23102.73	18175.72	14072.88
	Applicable Interest Rate (%)				9.60%	10.96%	9.97%	9.78%	9.72%	7.38%
	Interest	0.00	0.00	0.00	1815.28	2870.57	2830.24	2258.61	1766.59	1038.72
	Finance charges				0	0	0	0	0	0
	Total Interest & Finance charges	0.00	0.00	0.00	1815.28	2870.57	2830.24	2258.61	1766.59	1038.72

TSSPDCL DB MYT FORMATS 5TH CP\_ARR\_FY27 (2)  
Southern Power Distribution Company of Telangana

Form 19: Interest on working capital

**A) Distribution Wire Business + Retail Supply Business**

S. No.	Particulars	Base Year	Control Period	
		Apr - Mar	n+1	n+2
		Estimated	Projected	Projected
1	O&M expenses	335.45	361.09	377.03
2	Maintenance spares	221.96	239.48	259.36
3	Receivables	645.40	724.94	826.75
	Less:			
4	Security Deposits	0.00		
5	Power purchase cost including transmission charges and SLDC charges	0.00	0.00	0.00
6	Total Working Capital requirement	1202.81	1325.51	1463.14
7	Interest rate	0.11	0.11	0.10
8	Interest on working capital	126.30	139.18	149.97

**B) Distribution Wire Business**

S. No.	Particulars	Base Year	Control Period	
		Apr - Mar	n+1	n+2
		Estimated	Projected	Projected
1	O&M expenses	335.45	361.09	377.03
2	Maintenance spares	221.96	239.48	259.36
3	Receivables	645.40	724.94	826.75
	Less:			
4	Security Deposits	0.00		
5	Power purchase cost including transmission charges and SLDC charges			
6	Total Working Capital requirement	1202.81	1325.51	1463.14
7	Interest rate	10.50%	10.50%	10.25%
8	Interest on working capital	126.30	139.18	149.97

## Southern Power Distribution Company of Telangana

## Form 20: Return on Equity

## A) Distribution Wire Business + Retail Supply Business

S. No.	Particulars	Base Year	Control Period	
		Apr - Mar	n+1	n+2
		Estimated	Projected	Projected
1	Regulatory Equity at the beginning of the year	1848.77	1920.46	2192.19
2	Capitalisation during the year	834.49	1657.91	7209.38
3	Equity portion of capitalisation during the year	208.62	414.48	1802.35
	Equity portion of fully depreciated assets added in that year	136.93	142.75	163.31
4	Reduction in Equity Capital on account of retirement / replacement of assets			0.00
5	Regulatory Equity at the end of the year	1920.46	2192.19	3831.22
	<b>Rate of Return on Equity</b>			
6	Base rate of Return on Equity	16%	16%	16%
7	Effective Income Tax rate	0%	0%	100%
8	<b>Rate of Return on Equity</b>	16%	16%	16%
	<b>Return on Equity Computation</b>			
9	Return on Regulatory Equity at the beginning of the year	295.80	307.27	350.75
10	Return on Regulatory Equity addition during the year	5.74	21.74	131.12
11	<b>Total Return on Equity</b>	<b>301.54</b>	<b>329.01</b>	<b>481.87</b>

## B) Distribution Wire Business

S. No.	Particulars	Base Year	Control Period	
		Apr - Mar	n+1	n+2
		Estimated	Projected	Projected
1	Regulatory Equity at the beginning of the year	1,663.89	1,728.41	1,972.97
2	Capitalisation during the year	751.04	1,492.12	6,488.44
3	Equity portion of capitalisation during the year	187.76	373.03	1,622.11
	Equity portion of fully depreciated assets added in that year	123.24	128.47	146.98
4	Reduction in Equity Capital on account of retirement / replacement of assets			
5	Regulatory Equity at the end of the year	1,728.41	1,972.97	3,448.10
	<b>Rate of Return on Equity</b>			
6	Base rate of Return on Equity	16%	16%	16%
7	Effective Income Tax rate	0%	0%	100%
8	<b>Rate of Return on Equity</b>	16%	16%	16%
	<b>Return on Equity Computation</b>			
9	Return on Regulatory Equity at the beginning of the year	266.22	276.55	315.68
10	Return on Regulatory Equity addition during the year	5.16	19.56	118.01
11	<b>Total Return on Equity</b>	<b>271.38</b>	<b>296.11</b>	<b>433.69</b>

## C) Retail Supply Business

S. No.	Particulars	Base Year	Control Period	
		Apr - Mar	n+1	n+2
		Estimated	Projected	Projected
1	Regulatory Equity at the beginning of the year	184.88	192.05	219.22
2	Capitalisation during the year	83.45	165.79	720.94
3	Equity portion of capitalisation during the year	20.86	41.45	180.23
	Equity portion of fully depreciated assets added in that year	13.69	14.27	16.33
4	Reduction in Equity Capital on account of retirement / replacement of assets		0.00	0.00
5	Regulatory Equity at the end of the year	192.05	219.22	383.12
	<b>Rate of Return on Equity</b>			
6	Base rate of Return on Equity	16%	16%	16%
7	Effective Income Tax rate	0%	0%	100%
8	<b>Rate of Return on Equity</b>	16%	16%	16%
	<b>Return on Equity Computation</b>			
9	Return on Regulatory Equity at the beginning of the year	29.58	30.73	35.08
10	Return on Regulatory Equity addition during the year	0.57	2.17	13.11
11	<b>Total Return on Equity</b>	<b>30.15</b>	<b>32.90</b>	<b>48.19</b>



TSSPDCL DB MYT FORMATS 5TH CP\_ARR\_FY27 (2)  
**Southern Power Distribution Company of Telangana**  
**Form 21: Non-Tariff Income**

**A) Distribution Wire Business + Retail Supply Business**

S. No.	Particulars	Base Year	Control Period	
		Apr - Mar	n+1	n+2
		Estimated	Projected	Projected
1	Incidental Charges-Work	98.96	100.94	102.96
2	Sale of Scrap	-5.29	-5.40	-5.50
3	Penalties from Suppliers	10.61	10.82	11.04
4	SDs & BGs forfeited	-9.46	-9.65	-9.84
5	Miscellaneous income	4.96	5.06	5.16
6	Sale of Tender Schedule	0.49	0.50	0.51
7	Rent from Fixed Assets	6.22	6.34	6.47
8	Meter Testing Charges	0.88	0.90	0.92
9	Registration Fees	0.03	0.03	0.03
10	Interest on Staff loans & advances	0.24	0.24	0.25
11	Penalty from employees	0.50	0.51	0.52
12	Others	33.77	34.45	35.13
	<b>Total</b>	<b>141.91</b>	<b>144.75</b>	<b>147.64</b>

**B) Distribution Wire Business**

S. No.	Particulars	Base Year	Control Period	
		Apr - Mar	n+1	n+2
		Estimated	Projected	Projected
1	Incidental Charges-Work	98.96	100.94	102.96
2	Sale of Scrap	-5.29	-5.40	-5.50
3	Penalties from Suppliers	10.61	10.82	11.04
4	SDs & BGs forfeited	-9.46	-9.65	-9.84
5	Miscellaneous income	4.96	5.06	5.16
6	Sale of Tender Schedule	0.49	0.50	0.51
7	Rent from Fixed Assets	6.22	6.34	6.47
8	Meter Testing Charges	0.88	0.90	0.92
9	Registration Fees	0.03	0.03	0.03
10	Interest on Staff loans & advances	0.24	0.24	0.25
11	Penalty from employees	0.50	0.51	0.52
12	Others	33.77	34.45	35.13
	<b>Total</b>	<b>141.91</b>	<b>144.75</b>	<b>147.64</b>

TSSPDCL DB MYT FORMATS 5TH CP\_ARR\_FY27 (2)  
Southern Power Distribution Company of Telangana

Form 22: Income from Other Businesses

**A) Distribution Wire Business + Retail Supply Business**

S. No.	Particulars	Control Period
		n+2
		Projected
1	NIL	0.00
	<b>Total</b>	<b>0.00</b>

**B) Distribution Wire Business**

S. No.	Particulars	Control Period
		n+2
		Projected
1	NIL	0.00
	<b>Total</b>	<b>0.00</b>

**C) Retail Supply Business**

S. No.	Particulars	Control Period
		n+2
		Projected
1	NIL	0
	<b>Total</b>	<b>0.00</b>